



# Uttlesford District Council

Chief Executive: Dawn French

## Cabinet

**Date:** Thursday, 01 December 2016  
**Time:** 19:00  
**Venue:** Council Chamber  
**Address:** Council Offices, London Road, Saffron Walden, CB11 4ER

**Members:** Councillors H Rolfe (Leader and Chairman), S Barker, S Howell, J Redfern and L Wells

**Other attendees:** Councillors A Dean (Liberal Democrat Group Leader and Chairman of Scrutiny Committee), J Lodge (Residents for Uttlesford Group Leader) and E Oliver (Chairman of Performance and Audit Committee)

### Public Speaking

At the start of the meeting there will be an opportunity of up to 15 minutes for members of the public to ask questions and make statements subject to having given notice by 12 noon two working days before the meeting.

## AGENDA PART 1

### Open to Public and Press

- 1 Apologies for absence and declarations of interest**  
To receive any apologies for absence and declarations of interest.
  
- 2.1 Minutes of the meeting held on 12 October 2016** 5 - 8  
To consider the minutes of the meeting held on 12 October 2016
  
- 2.2 Minutes of the meeting held on 26 October 2016** 9 - 12  
To consider the minutes of the meeting held on 26 October 2016

- 3 Matters Arising**  
To consider matters arising from the minutes
- 4 Questions or statements from non executive members of the council**  
To receive questions or statements from non-executive members on matters included on the agenda
- 5 Matters referred to the Executive (standing item)**  
To consider matters referred to the Executive in accordance with the provisions of the Overview and Scrutiny Procedure Rules or the Budget and Policy Framework Procedure Rules
- 6 Reports from Performance and Audit and Scrutiny Committees (standing item)**  
To consider any reports from Performance and Audit and Scrutiny Committee
- 7 Refugee Working Group**  
To receive a report from the Refugee Working Group (standing item)
- 8 2016-17 Budget monitoring - Quarter 2** 13 - 34  
To consider the 2016-17 budget monitoring Quarter 2
- 9 Treasury Management outturn 2015-16** 35 - 44  
To consider the treasury management outturn
- 10 Treasury Management Mid Year Review 2016-17** 45 - 48  
To consider the Treasury Management mid year review
- 11 Local Council Tax Scheme 2017-18** 49 - 164  
To consider the local council tax scheme 2017-18
- 12 Autumn Statement Budget Consultation Outcomes** 165 - 234  
To consider the Autumn Statement budget consultation outcomes
- 13 Great Dunmow Neighbourhood Plan** 235 - 238  
To consider the Great Dunmow Neighbourhood Plan

- |           |   |           |
|-----------|---|-----------|
| <b>14</b> | <b>Corporate Plan 2017-2021</b>   | 239 - 244 |
|           | To consider the Corporate Plan 2017-21  |           |
| <b>15</b> | <b>Kerbside garden waste collection subscription charges for 2017-18</b>              | 245 - 248 |
|           | To consider kerbside garden waste collection subscription charges for 2017-18         |           |
| <b>16</b> | <b>Epping Forest District draft local plan consultation</b>                           | 249 - 252 |
|           | To consider the Epping Forest District draft local plan consultation                  |           |
| <b>17</b> | <b>East Herts District Council Pre-submission district plan consultation</b>          | 253 - 256 |
|           | To consider the East Herts District Council Pre-submission district plan consultation |           |
| <b>18</b> | <b>Any other items which the Chairman considers to be urgent</b>                      |           |
|           | To consider any items which the Chairman considers to be urgent.                      |           |

## **MEETINGS AND THE PUBLIC**

Members of the public are welcome to attend any of the Council's Cabinet or Committee meetings and listen to the debate. All agendas, reports and minutes can be viewed on the Council's website [www.uttlesford.gov.uk](http://www.uttlesford.gov.uk). For background papers in relation to this meeting please contact [committee@uttlesford.gov.uk](mailto:committee@uttlesford.gov.uk) or phone 01799 510433/369.

Members of the public and representatives of parish and town councils are permitted to speak or ask questions at any of these meetings. You will need to register with the Democratic Services Officer by midday two working days before the meeting.

The agenda is split into two parts. Most of the business is dealt with in Part I which is open to the public. Part II includes items which may be discussed in the absence of the press or public, as they deal with information which is personal or sensitive for some other reason. You will be asked to leave the meeting before Part II items are discussed.

Agenda and Minutes are available in alternative formats and/or languages. For more information please call 01799 510510.

### **Facilities for people with disabilities**

The Council Offices has facilities for wheelchair users, including lifts and toilets. The Council Chamber has an induction loop so that those who have hearing difficulties can hear the debate.

If you are deaf or have impaired hearing and would like a signer available at a meeting, please contact [committee@uttlesford.gov.uk](mailto:committee@uttlesford.gov.uk) or phone 01799 510430/433 as soon as possible prior to the meeting.

### **Fire/emergency evacuation procedure**

If the fire alarm sounds continuously, or if you are instructed to do so, you must leave the building by the nearest designated fire exit. You will be directed to the nearest exit by a designated officer. It is vital you follow their instructions.

#### **For information about this meeting please contact Democratic Services**

Telephone: 01799 510433, 510369 or 510548

Email: [Committee@uttlesford.gov.uk](mailto:Committee@uttlesford.gov.uk)

#### **General Enquiries**

Council Offices, London Road, Saffron Walden, CB11 4ER

Telephone: 01799 510510

Fax: 01799 510550

Email: [uconnect@uttlesford.gov.uk](mailto:uconnect@uttlesford.gov.uk)

Website: [www.uttlesford.gov.uk](http://www.uttlesford.gov.uk)

**CABINET MEETING held at COUNCIL OFFICES LONDON ROAD  
SAFFRON WALDEN on 12 OCTOBER at 7.00pm**

Present: Councillor H Rolfe (Leader)  
Councillor S Barker (Deputy Leader and Cabinet Member for  
Environmental Services)  
Councillor S Howell (Cabinet Member for Finance and  
Administration)  
Councillor L Wells (Cabinet Member for Communities and  
Partnerships).

Also present: Councillors A Dean (Liberal Democrat Group Leader and Chair  
of Scrutiny)

Officers in attendance: D French (Chief Executive), M Cox (Democratic  
Services Officer), R Harborough (Director of Public Services)  
and A Webb (Director of Finance and Corporate Services).

**CA49 APOLOGIES FOR ABSENCE AND DECLARATION OF INTERESTS**

An apology for absence was received from Councillors Lodge and Redfern.

Councillor S Barker declared a non-pecuniary interest in the item relating to  
the Air Quality Action Plan as a member of Essex County Council.

**CA50 MINUTES**

The minutes of the meeting held on 15 September 2016 were received and  
signed by the Chairman as a correct record.

**CA51 BUSINESS ARISING**

**i) Minute CA46 – Equalities Scheme**

In answer to a question from Councillor Barker, it was confirmed that officers  
would look at options for providing equalities training for Members.

**CA52 REPORTS FROM PERFORMANCE AND AUDIT AND SCRUTINY  
COMMITTEES**

Councillor Dean reported on two recent meetings of the Scrutiny Committee.

**i) North Essex Parking Partnership (NEPP)**

The meeting on 26<sup>th</sup> September had looked at the proposal to extend the  
NEPP partnership arrangements for a further four years. Richard Walker, and  
Lisa Hinman from the NEPP had given a presentation to the meeting and held

a useful question and answer session, which was detailed in the minutes attached to the agenda. Of particular note was that there was only 1/2 Civil Enforcement Officer operating in Uttlesford at any given time.

The NEPP officers said they were keen to build relations with UDC members and would provide a who's who of contact names and numbers, which would be circulated to all members of the Council.

During the discussions, it became clear that it would not be viable for UDC to provide the service in house and members supported the proposal to extend the agreement. However, the Committee had concerns about the level of staffing and the value for money of the service for Uttlesford and agreed that the Chairman would discuss with officers possible areas for improvement and bring these back to the November Scrutiny meeting.

## **ii) Air Quality Action plan**

The Scrutiny Committee had called in the decision to approve the Saffron Walden AQAP made at the Cabinet meeting on 15 September. At the meeting on 4 October it had referred the decision back to Cabinet with a recommendation for improvements to be made to the Action Plan was approved and submitted to DEFRA.

The suggested improvements included a position statement, prioritising of the actions, confirmation of the underpinning budget or commitment to carry out the actions and an assurance that the plan was in line with the expectations set out in the DCLG guidance.

The Leader said the Cabinet took this plan seriously and had asked for the recommendations to be prioritised and for project plans to be generated for the various recommendations. However, there was still information outstanding in relation to the Local Plan proposals for Saffron Walden and the detailed highway report, and this would need to be taken into account in the final version of the Plan.

The Cabinet AGREED not to implement the decision taken on 15 September. Officers would continue to work on the plan, taking account of the points raised at the Scrutiny Committee, and the AQAP would be brought back to a future Cabinet meeting.

CA53

## **MULTI – YEAR SETTLEMENT**

Councillor Howell gave further details of the multi-year funding offer, that would provide a settlement to 2019/20. The request had to be submitted by 14 October 2016.

At the last meeting, the Cabinet had decided to take up the settlement offer on the basis that it would provide greater certainty for planning purposes at a time when the council's financial position was likely to become more challenging.

The Cabinet was informed there was a caveat with the offer, that it would be honoured 'barring exceptional services' but it was not yet clear what that would entail. Although the council could opt not to take up this offer and instead operate on a year by year basis, the Government had indicated that it would not guarantee the level of funding for authorities that took this option. It was therefore considered prudent to accept the offer.

To take up the offer, the council was required to produce an efficiency statement. There was no prescribed form but officers had followed DCLG guidance and produced a concise document using the MTFs as its base. The statement set out the proposals under the headings of commercialisation and income generation, service redesign and new ways of working. It also mentioned the £1m Transformation Reserve to support the efficiency programme.

The MTFs showed the council was in a stable condition until 2018/19, after which it would be in a deficit position, which would be up to £1m by the end of the plan period. The efficiency plan showed how the savings would be achieved under each heading.

There were still areas of uncertainty in relation to the New Homes Bonus (NHB) and the Business Rate Retention scheme (BRR), and no adjustments had yet been included in the plan.

The Leader asked officers to include examples of items for generating income, new ways of working and service redesign in the text of the efficiency plan.

RESOLVED to authorise the S151 Officer to submit the Multi – year settlement request and associated efficiency plan.

CA54

## **NORTH ESSEX PARKING PARTNERSHIP**

Councillor Barker presented the report on the proposed extension to the NEPP agreement, which would extend the partnership arrangements to March 2022. She thanked the Scrutiny Committee for its detailed consideration of the proposals.

Councillor Barker explained the services provided by the NEPP. The on-street service was the responsibility of ECC, as highway authority and dealt with parking enforcement, traffic regulation orders, residents' parking. This service was self-funding.

The off-street service covered the UDC car parks. The parking revenue came back to the council while the NEPP made a charge of £154k for the services provided. This was the area of the service that potentially could be taken back in house. This issue had been discussed at length by the Scrutiny Committee but had not been seen as a viable option. However, the points raised in relation to service improvements had been noted.

Councillor Howell said the NEPP was a good example of how a service could be delivered more effectively when working with partners.

**RESOLVED**

- 1 The Cabinet agrees that the Council should sign up to the four year extension of the Joint Committee Agreement offered to the North Essex Parking Partnership (NEPP) by Essex County Council.
- 2 The Cabinet will take into account the recommendations made by the Scrutiny Committee at its meeting on 22 November 2016.

CA55

**TEEP ASSESSMENT**

Councillor Barker presented a report on the TEEP assessment of the Council's recycling arrangements. The report explained that the waste regulations required all authorities to collect materials for recycling separately, but they could be collected on a different basis, when there was sound justification to make separate collections.

The assessment had considered the co- mingled collection of dry recyclables that was currently operated by the council and concluded that the current system was more technically practical, environmentally and economically beneficial than collecting the four materials separately.

Members supported the recommendation and said that the scheme had one of the highest collection rates and lowest costs in the country and was a robust and successful scheme.

The Leader said it was beneficial for residents to have a single bin for dry recyclables but the downside could be problems with contamination of the material. He said the latest issue of Uttlesford Life had focused on this area.

**RESOLVED** to approve the TEEP assessment attached to the report

The meeting ended at 8.55pm.



**CABINET MEETING held at COUNCIL OFFICES LONDON ROAD  
SAFFRON WALDEN on 26 OCTOBER 2016 at 7.00pm**

Present: Councillor H Rolfe (Leader)  
Councillor S Barker (Deputy Leader and Cabinet Member for Environmental Services)  
Councillor S Howell (Cabinet Member for Finance and Administration)  
Councillor J Redfern (Cabinet Member for Housing and Economic Development)  
Councillor L Wells (Cabinet Member for Communities and Partnerships).

Also present: Councillor J Lodge (Residents for Uttlesford Group Leader).

Officers in attendance: D French (Chief Executive), M Cox (Democratic Services Officer), R Harborough (Director of Public Services), S Pugh (Interim Head of Legal Services) and A Webb (Director of Finance and Corporate Services).

**PUBLIC SPEAKING**

Mr Ken McDonald spoke to the meeting regarding the Local Plan and the decision to pause the plan preparation process and raised a number of issues that he would like to see addressed during this period.  
A full copy of his statement is attached to these minutes.

**CA56 APOLOGIES FOR ABSENCE AND DECLARATION OF INTERESTS**

An apology for absence was received from Councillor Dean.

**CA57 MINUTES**

The minutes of the meeting on 12 October 2016 would be considered at the next scheduled Cabinet meeting.

**CA58 REFUGEE WORKING GROUP**

Councillor Redfern said the refugee family had been housed in the district and were being well supported. She would report any further updates to the Cabinet but there was unlikely to be any more activity until after Christmas.

**CA59 LOCAL PLAN CONSULTATION**

This item had been withdrawn from the agenda.

CA60

## **SCRUTINY ENFORCEMENT REVIEW**

The Cabinet received the minute of the Scrutiny Committee on 6 September 2016, relating to the Scrutiny Enforcement Review. The Committee had recommended to Cabinet four actions for improvement to the service.

The Cabinet thanked the Scrutiny Committee for this work and welcomed the report. This would form the basis of the strategy that would be considered further by officers and presented to Cabinet at a future meeting.

RESOLVED that a report on the council's enforcement service be considered at a future Cabinet meeting, with the report to reflect on some of the recommendations in the Scrutiny Review of Enforcement.

CA61

## **STATION ROAD WENDENS AMBO**

The Cabinet considered a recommendation from the Housing Board to sell a development plot at Station Road, Wendens Ambo. The site was identified following garden reductions and had outline planning permission for a single two-bedroom bungalow. Members were advised that due to the small size of the site, it would not be viable to develop the land for affordable housing. It had therefore been recommended that the site be sold on the open market with the proceeds to be ring fenced within the HRA.

RESOLVED that the site be sold on the open market by way of a tender and/or sealed bids, with a guide price for offers as advised by the selling agent. The guide price will be set to maximise competitiveness and interest in the plot.

CA62

## **FRAMBURY LANE NEWPORT**

Councillor Redfern gave details of a scheme to develop a former garage site to provide council owned homes. A scheme for five – 2 bedroom houses had been drawn up and the Cabinet was now asked to agree to submit the planning application.

Members noted that the construction costs were relatively high, due to abnormal costs associated with the site, but it was still the intention to develop the whole site as council housing.

It was explained that the council's SPV, Aspire had considered the option of developing this site for private sector rented homes. However as this would require the transfer of the site to Aspire, with the HRA being compensated the market value of the site, this had been found to be commercially unviable.

The next stage would be to hold meetings with the Parish Council and residents about the proposals for the site.

RESOLVED that the site be progressed through the planning application stage, having regard to the estimated costs associated with this work, as detailed in the report.

CA63

### **UPDATING THE COUNCIL'S CONSTITUTION**

The Cabinet received proposed amendments to the scheme of delegation of executive functions to reflect the changes to roles and responsibilities following the retirement of the Assistant Chief Executive - Legal.

RESOLVED to approve the amendments to the Executive Scheme of Delegation as attached to the report.

The meeting ended at 7.25pm.

## Public Speaking Statement

Good evening. My name is Ken McDonald. I have lived in Uttlesford for 35 years.

I have **no** loyalty or leaning to any political party. I only wish to see Uttlesford develop a **sound** plan that passes inspection **and** does not destroy the character of our district.

I was surprised, delighted, and somewhat puzzled, by last week's announcement of a pause in your deliberations, especially by the news that an independent consultant has been asked to review progress – something I have been seeking for many months.

I **hope** this period will be seized as an opportunity to achieve three things:

- Firstly, for the independent review to consider the weaknesses that have been identified in the SHMA. Its lack of audit trails echoes a fundamental reason for the failure of the 2014 plan – I'm sure **none** of us want to see that repeated;
- Secondly, that the independent review considers the case for a lower house-building target, based on longer-term trends and not just the exceptional period of airport-related housebuilding, **and** considers whether such a basis might find acceptance at the examination in public;
- Thirdly, that **you** take time to **understand** the assumptions that underlie **your** plan and understand **how** those assumptions have led to a plan that seeks an increase of 38% in housing stock over just 22 years. Would **you** be able to stand in the dock and defend **detailed** challenges such as those that I have raised?

I have been unable to follow audit trails to the **key** conclusions in the SHMA, most notably the number of houses needed in Uttlesford. I am a chartered accountant, familiar with analysing figures. Now, if I can't follow the calculations, I suspect most reasonable people (including councillors and inspectors) will also not be able to.

I have been arguing that UDC is seeking to build **far more** houses than it needs – **firstly** because the SHMA failed to take account of local circumstances and **secondly** the over-willingness by councillors to rely on the figures emanating from the failed 2014 Plan. In 2014 the same fundamental forecasting mistake was made - basing future need on an atypical base period of exceptional 'airport-related' house-building.

I have been pursuing these points for almost a year. My background – as an independent, numerate person with audit experience and, I hope, a reputation for tenacity – appears to have counted for nothing. I have seen no glimmer of any attention being paid to my concerns. Concerns that have often been supported by a fellow chartered accountant, Mike Young.

I know accountants are boring, but we also tend to understand difficult or complex issues relating to numbers and forecasts.

Please, **please**, take time to understand what it **is** that you are proposing.

**Committee: Cabinet**

**Agenda Item**

**Date: 1 December 2016**

**8**

**Title: 2016/17 Budget Monitoring – Quarter 2**

**Portfolio Holder: Cllr Simon Howell**

**Key Decision: No**

## **Summary**

1. This report details financial performance relating to the General Fund, Housing Revenue Account, Capital Programme and Treasury Management. It is based upon actual expenditure and income from April to September and predicts a forecast for the end of the financial year.
2. The General Fund is forecasting a Net Operating Underspend of £194,000 and a bottom line underspend of £640,000.
3. The Housing Revenue Account is forecasting a minor overspend on the Net Operating Expenditure of £127,000.
4. The Capital Programme is forecasting an underspend of £6,252,000; this includes £6,211,000 of slippage relating to 2017/18 projects, giving a net underspend of £41,000.
5. Treasury management activity has been routine.

## **Recommendations**

6. The Cabinet is recommended to:
  - Note and approve this report.

## **Financial Implications**

7. Any financial implications are included in the body of the report.

## **Background Papers**

None

## **Impact**

Communication/Consultation	Budget holders and CMT are being consulted and a verbal update will be given.
Community Safety	None
Equalities	None
Health and Safety	None
Human Rights/Legal Implications	None

Sustainability	None
None Ward-specific impacts	None
Workforce/Workplace	None

## General Fund

8. On the bottom line, a £640,000 underspend is forecasted. A summary of the budget by portfolio is shown below and this is set out in more detail in Appendix A.

£ '000	2015/16	2016/17			
	Outturn	Original Budget	Current Budget	Final Outturn	Variance
Communities & Partnerships	775	902	902	862	(40)
Environmental Services	1,844	2,380	2,456	2,784	328
Finance & Administration	4,939	5,216	5,139	5,117	(22)
Housing & Economic Development	1,227	1,398	1,398	1,362	(36)
Portfolio (Service) Budgets	8,785	9,895	9,895	10,124	229
Corporate Items	442	805	2,024	1,770	(254)
<b>Total Net Budget</b>	<b>9,227</b>	<b>10,700</b>	<b>11,919</b>	<b>11,894</b>	<b>(25)</b>
Funding	(7,607)	(7,805)	(8,143)	(8,312)	(169)
<b>Net Operating Expenditure</b>	<b>1,620</b>	<b>2,895</b>	<b>3,776</b>	<b>3,582</b>	<b>(194)</b>
Transfers to/from (-) Reserves	1,150	1,932	1,051	605	(446)
<b>OVERALL NET POSITION</b>	<b>2,770</b>	<b>4,828</b>	<b>4,827</b>	<b>4,188</b>	<b>(640)</b>

## Current Budget

9. Further to the overspend reported in the quarter 1 outturn position which was in the main due to the capital financing position and the contra reserve position, a full review has been carried out.
10. The review highlighted some presentational errors and an error in the original budget on the waste reserve; this should have been zero in the original budget and not £0.6m as it related to slippage from 2015/16 and should only be presented in the current budget.
11. The current budget has been updated to reflect the capital programme slippage for 2015/16. The slippage was approved by Cabinet as part of the final outturn report presented in June. The current budget has increased by £1.219m. The majority of the slippage relates to the Waste Depot at Gt Dunmow and this is offset by the increased drawdown on the Waste Depot

Reserve of £888,000 (£1.488m – £0.6m) giving a bottom line impact of £331,000.

12. The current funding budget shows an increase of £338,000 compared to the original budget, this relates to extra funding we were not aware of at the time of budget setting. The £338,000 is made up of £277,000 rural services grant and a transition grant of £61,000.
13. The net effect of the above budget movements has resulted in an additional transfer to the Strategic Initiatives Reserves of £7,000 in the current budget.
14. The overall movement on the reserves from original budget to current budget is a net £881,000, the increased drawdown from the Waste Depot Reserve of £888,000 and the transfer of the £7,000 to the Strategic Initiatives Reserve.

### Outturn Position

15. The forecast outturn position for quarter 2 is £640,000 underspent compared to the previous quarter of £342,000 overspent, a positive movement of £982,000. The main factors that attribute to this are detailed below;

- The capital financing budget; this is due to the slippage for the Waste Depot for 2015/16 now being included in the current budget (£1,219,000 detailed in points 10 and 11). Plus slippage for the 2016/17 capital programme of £308,000 giving a total of movement of £1,473,000.
  - In summary the 2015/16 slippage was included in the quarter 1 forecast outturn, where this should have been shown in the current budget (an update to the original Budget) as the current forecast outturn position should only reflect the slippage that relates to the 2016/17 capital programme.
- The Planning Policy budget overspend of £385,000 which relates to the local plan is now being funded from the Planning Reserve.
- The updated use of reserves to reflect the correct drawdown for capital projects.

16. The net underspend variance is broken down as below;

	<b>Quarter 1 outturn £'000</b>	<b>Quarter 2 outturn £'000</b>	<b>Movement £'000</b>
Direct Service Budgets	95	229	134
Corporate Costs	1,219	(254)	(1,473)
Funding	(169)	(169)	0
Use of Reserves	(803)	(446)	357
<b>Total</b>	<b>342</b>	<b>(640)</b>	<b>(982)</b>

## Variations within the councils control and influence

17. The key variations greater than £20,000 are detailed below (where there are significant movements from the previous quarter figures are shown in brackets);

### Services

#### Overspends

- Planning Policy - £405,000 (£112,000) is the cost of the use of consultancy and contractors for the local plan (reduced effect, see note in underspends below).
- Legal Services - £137,000 is the agency cover for vacant posts, this is offset by savings detailed in the underspends section for Corporate Management and Legal.
- Grants and Contributions - £80,000 relates to the additional community grant to assist in the purchase of Fairycroft House, this has net nil bottom line impact as it will be funded from the Transformation Reserves.
- Human Resources – £79,900 (£25,000) is the project costs of set up and implementation for the new corporate HR and Payroll System plus corporate training requirements as identified by CMT. The element relating to HR and Payroll System of £66,000 is funded from the Transformation Reserve and reduces the bottom line impact.
- Corporate Management - £58,000 is the cost effect of the historic balance being written back to revenue identified as part of the 2015/16 audit. This was one of the 2 errors identified by our external auditors and presented to the Performance and Audit Committee, where it was agreed that this sum will be written off to the revenue account in the current year.
- Planning Management - £57,900 relates to the cost of the interim Assistant Director, maternity cover plus costs of back scanning.
- Corporate Team - £48,500 relates to set-up costs of the council's commercialisation and income generating projects.
- Car Parking – £30,000 is the repayment of car parking income reimbursement to Waitrose.
- Development Control - £29,000 relates to the cost of agency to cover vacant posts.



- Waste and Recycling - £23,000 is an increased cost of disposal.

### Underspends

- Corporate Management - £62,500 relates to the vacant post of the Assistant Chief Executive (Legal).
- Waste and Recycling - £50,000 is related to efficiencies gained on the quantity/cost of diesel.
- Planning Policy - £35,900 due to the vacant Team Leader post.
- Business Improvement - £33,000 due to natural staff turnover and a review of the service requirements one post has been frozen.
- Vehicle Management - £30,000 is due to efficiencies achieved on the purchases of vehicle tyres.
- Legal Services - £25,000 is due to the Solicitor vacancy.
- Health Improvement - £23,000 is the part year saving from a vacant post and it is expected that this will be recruited to by the end of the year.
- Housing Benefits - £26,000 (£48,000) based on the current subsidy report and caseload this is the net effect of reduction in expenditure and income.
- Environmental Mgt & Admin - £20,000 is the net effect of the service restructure.

### Increased Income

- Council Tax Discounts – £149,000 relates to the increased income from the Essex Sharing Agreement which is generated from our increased taxbase and positive outcomes on the fraud and compliance work.
- PFI - £85,000 is the effect of a reduced payment which is calculated using a specific model, following the 15/16 audit it was identified that the model should be reviewed to ensure that the calculations are accurate. The review is currently in process and the surplus income has been added to reserves as following the review there is a risk that we will need to increase payments and this may include back dating any shortfalls in previous payments. The bottom line effect of this will be zero.

- Waste and Recycling - £133,000 increased recycling credits from ECC and increased uptake on the green waste kerbside collections.
- Licensing - £31,000 relates to increased taxi driver applications.
- Health Improvement - £27,000 is the new Health and Wellbeing Grant for Public Health Improvement Projects.
- Land Charges - £20,000 increased fee income.

### **Corporate Items**

- Capital Financing – £308,000 underspend. The £1,219,000 overspends previously reported as an outturn variance related to the slippage from the capital programme for 2015/16 (mainly the waste depot). This has now been reflected in the current budget (please see point 10,11 and 14 above) which is the correct accounting process and the contra entry reflected in the reserves. The actual outturn variance relates to current year slippage for;
  - Disabled Facilities Grant
  - Lower Street Car Park
  - Superfast Broadband

### **Variations outside of the councils control and influence**

18. The key variances greater than £20,000 that are outside of officers control and influence are detailed below

- NNDR Funding - £126,000 is the increased funding for Section 31 grant relating to rates relief the council is required to grant to Local Businesses. Plus £134,000 of business rates for renewable energy of which the council receives 100%.

### **Reserves Position**

19. The net drawdown on reserves is predicted at £605,000 compared to the current budget of £1,051,000. This includes the movement from the original budget of £881,000 relating to the capital financing drawdown detailed in point 10 and 11.

20. Details of the forecast movements in the reserves are detailed in the main body of the report above, below is a summary of these movements and a table showing the full reserves position is set out at Appendix B.

- £385,000 from the Planning Reserve for Local Plan costs
- £66,000 from the Transformation Reserve for the HR and Payroll project.
- £80,000 from the Strategic Initiatives Reserve for Faircroft House

The final reserves position will be reported in the year-end report for Cabinet approval.

## Risks and Assumptions

21. The outturn forecast is the most informed prediction we have at this point in time and there is an element of risk to the outturn predictions in the year to some areas. These risks could impact on the final outturn position.

22. Detailed below are the areas which are the highest risk and would have the potential to affect our year-end financial position.

- Business Rates Retention - the total business rate income recognised in the Council's account is subject to change, due to the difficulty in estimating the year end business rate levy and realisation of appeals. The total business rate levy is linked to the net use of business rates appeals provision within the year. The Council is reliant on the Valuation Office Agency (VOA) to release these figures and for UDC's consultant to assess the potential impact on the appeals provision at year end promptly. The actual position is not known until year end and it is difficult to estimate this during the year.
- Housing Benefit Subsidy Income Claims – due to the complexity of the subsidy claim, a change in number of claimants throughout the year and the high financial value of the subsidy income, even a small % change can have a significant impact on the budget. For example a 1% change to caseload can increase or decrease the bottom line by approximately £68,000.
- Council Tax Sharing Agreement – Uttlesford is part of an Essex Wide Agreement to improve collection performance, reduce fraud and increase the taxbase. This income source could fluctuate throughout the year.

## Housing Revenue Account

23. The HRA is forecasting a minor overspend of £127,000 on the net operating costs. A summary is shown below and full details can be seen in Appendix C.

£ '000	2015/16	2016/17			
	Outturn	Original Budget	Current Budget	Final Outturn	Variance
Total Service Income	(15,455)	(15,455)	(15,455)	(15,321)	134
Total Service Expenditure	4,338	4,240	4,240	4,289	50
Total Corporate Items	7,457	7,725	7,725	7,668	(57)
<b>OPERATING (SURPLUS)/DEFICIT</b>	<b>(3,660)</b>	<b>(3,490)</b>	<b>(3,490)</b>	<b>(3,364)</b>	<b>127</b>
Funding of Capital Programme from HRA	2,161	7,503	7,503	3,513	(3,990)
Use of Reserves	1,498	(4,013)	(4,013)	(150)	3,863
Total Use of Reserves/Funding	<b>3,659</b>	<b>3,490</b>	<b>3,490</b>	<b>3,363</b>	<b>(127)</b>
<b>(SURPLUS)/DEFICIT</b>	<b>0</b>	<b>0</b>	<b>0</b>	<b>(0)</b>	<b>(0)</b>

24. The key variances are detailed below

- Housing Repairs is forecasting an overspend of £95,000 which in the main relates to the following;
  - £115,000 overspend on a higher level of repairs required on existing council dwellings
  - £87,000 underspend due to reduction in costs for Asbestos Removal and Legionella management due to new supplier contracts.
  - £76,000 loss of income due to staff shortages and work having to be contracted out.
- Funding of Capital items has a decreased requirement in the current year of £3,990,000 due to the capital projects slippage and this has been reallocated to the reserves.
- Details of the capital programme can be seen in the capital programme at appendix D.

25. The HRA reserves are summarised below.

Reserve	Actual Balance 1 April 2016	Forecast transfer from HRA	Forecast transfer to HRA	Transfers between Reserves	Estimated Balance 31 March 2017
<b>£'000</b>					
<b><u>RINGFENCED RESERVES</u></b>					
Working Balance	463				463
	<b>463</b>	<b>0</b>	<b>0</b>	<b>0</b>	<b>463</b>
<b><u>USABLE RESERVES</u></b>					
<b><u>Revenue Reserves</u></b>					
Transformation/Change Management	180				180
Revenue Projects	60				60
	<b>240</b>	<b>0</b>	<b>0</b>	<b>0</b>	<b>240</b>
<b><u>Capital Reserves</u></b>					
Capital Projects	3,538		(150)		3,388
Potential Development Projects	2,298		0		2,298
Sheltered Housing Projects	318		0		318
	6,154	0	(150)	0	6,004
<b>TOTAL USABLE RESERVES</b>	<b>6,394</b>	<b>0</b>	<b>(150)</b>	<b>0</b>	<b>6,244</b>
<b>TOTAL RESERVES</b>	<b>6,857</b>	<b>0</b>	<b>(150)</b>	<b>0</b>	<b>6,707</b>

### Capital Programme

26. Forecasted capital expenditure is £12,385,000 against a current budget of £18,637,000. The movement relates to £6,211,000 of requested slippage and a net underspend of £41,000.

27. The major project slippage items are detailed below;

#### General Fund

- £0.1m - Lower Street Car Park Extension
- £0.1m - Superfast Broadband

#### Housing Revenue Account

- £3.33m - Reynolds Court
- £1.40m - Hatherley Court
- £0.45m – Sheds Lane
- £0.41m – Walden Place

28. The capital programme is set out in more detail in Appendix D which includes a separate table detailing the current level of S106 balances held.

## Treasury Management

29. Activity during the period 1 April to 30 September 2016 has been set out in Appendix E.
30. All deposits placed complied with the Council's Treasury Management Strategy.
31. In the last quarter interest rates have fallen. At the start of the year due to changes in the strategy allowing investments of up to 1 year with specified counterparties, we were able to secure some better 'deals' than in previous years, ranging from 0.65% to 0.97%. We are currently monitoring the ongoing effect of the reduced interest rates.
32. The DMO in the first quarter was consistent at 0.25%; the rate has now dropped to 0.15%. This reduction in interest rates has been consistent with other counterparties.
33. The average interest rate for quarter 1 was 0.43% compared to 0.21% in quarter 2.
34. Balances as at the 30 September 2016 totalled £145.5m and were held at an average interest rate of 0.32% for the first 6 months of the year.

## Risk Analysis

Risk	Likelihood	Impact	Mitigating actions
Actual income and expenditure will vary from forecast, requiring adjustments to budget and/or service delivery. Detailed risks are detailed in point 21/22 in the main body of the report.	2 – some variability is inevitable	2 – budgets will be closely monitored and prompt action taken to deal with variances	Budgetary control framework

## APPENDIX A

### GENERAL FUND SUMMARY – Period 6

£000	2015/16	2016/17						
	Outturn	April to Sept			Full Year			
		Current Budget	Actual to Date	Variance to Date	Original Budget	Current Budget	Forecast Outturn	Forecast Variance
<b>Portfolio budgets</b>								
Communities & Partnerships	775	565	415	(150)	902	902	862	(40)
Environmental Services	1,844	1,095	919	(176)	2,380	2,456	2,784	328
Finance & Administration	4,939	3,023	3,250	227	5,216	5,139	5,117	(22)
Housing & Economic Development	1,227	702	568	(134)	1,398	1,398	1,362	(36)
<b>Sub-total – Portfolio Budgets</b>	<b>8,785</b>	<b>5,385</b>	<b>5,152</b>	<b>(233)</b>	<b>9,895</b>	<b>9,895</b>	<b>10,124</b>	<b>229</b>
<b>Corporate Items</b>								
Capital Financing Costs	1,866	0	0	0	2,497	3,716	3,408	(308)
Investment Income	(97)	(0)	(0)	0	(119)	(119)	(65)	54
Pension Fund - Added Years	110	0	0	(0)	92	92	92	0
Recharge to HRA	(1,132)	0	0	0	(1,330)	(1,330)	(1,330)	0
HRA Share of Corporate Core	(305)	0	0	0	(335)	(335)	(335)	0
<b>Sub total - Corporate Items</b>	<b>442</b>	<b>0</b>	<b>0</b>	<b>0</b>	<b>805</b>	<b>2,024</b>	<b>1,770</b>	<b>(254)</b>
<b>Sub total - Budget</b>	<b>9,227</b>	<b>5,385</b>	<b>5,152</b>	<b>(233)</b>	<b>10,700</b>	<b>11,919</b>	<b>11,894</b>	<b>(25)</b>
<b>Funding</b>								
Council Tax - Collection Fund Balance	(90)	0	0	0	(152)	(152)	(152)	0
Council Tax - Freeze Grant 15/16	(51)	0	0	0	0	0	0	0
DCLG - Other Funding	(8)	0	0	0	0	0	0	0
New Homes Bonus Grant	(3,603)	(900)	(1,073)	(174)	(4,280)	(4,280)	(4,280)	0
NNDR - UDC share (net of Tariff)	(1,793)	0	0	0	(2,407)	(2,407)	(2,407)	0
NNDR - Levy Payment/(Safety Net Reimbursement)	673	0	0	0	505	505	596	91
NNDR - Section 31 Funding	(669)	(136)	(113)	23	(536)	(536)	(662)	(126)
NNDR - Collection Fund Balance	2,338	0	0	0	(231)	(231)	(231)	0
NNDR - Renewable Energy Schemes	0	0	0	0	0	0	(134)	(134)
NNDR - Transfer to/(from) Ringfenced Reserve	(3,170)	0	0	0	(20)	(20)	(20)	0
Rural Services Grant	0	0	(139)	(139)	0	(338)	(338)	0
Settlement Funding	(1,234)	(466)	(200)	266	(684)	(684)	(684)	0
<b>Sub-total – Funding</b>	<b>(7,607)</b>	<b>(1,501)</b>	<b>(1,525)</b>	<b>(24)</b>	<b>(7,805)</b>	<b>(8,143)</b>	<b>(8,312)</b>	<b>(169)</b>
<b>Sub-total – Net Operating Expenditure</b>	<b>1,620</b>	<b>3,884</b>	<b>3,627</b>	<b>(257)</b>	<b>2,895</b>	<b>3,776</b>	<b>3,582</b>	<b>(194)</b>
<b>Transfers to/from (-) Reserves</b>								
Access Reserve	(200)	0	0	0	0	0	0	0
DWP Reserve	(123)	0	0	0	50	50	50	0
Economic Development Reserve	(50)	0	0	0	0	0	0	0
Elections Reserve	(70)	0	0	0	25	25	25	0
Licensing Reserve	(15)	0	0	0	(16)	(16)	(16)	0
Planning Development Reserve	(159)	0	0	0	0	0	(385)	(385)
Strategic Initiatives Reserve	2,024	0	0	0	2,369	2,376	2,296	(80)
Transformation Reserve	(40)	0	0	0	0	0	(66)	(66)
Waste Depot Relocation Project	(12)	0	0	0	(600)	(1,488)	(1,488)	0
Waste Reserve	(249)	0	0	0	70	70	70	0
NHB Ward Members	39	0	0	0	0	0	0	0
Voluntary sector Grants	41	0	0	0	0	0	0	0
Private Finance Initiative (PFI)	0	0	0	0	0	0	85	85
Working Balance	(36)	0	0	0	34	34	34	0
<b>Sub-total - Movement in Earmarked Reserves</b>	<b>1,150</b>	<b>0</b>	<b>0</b>	<b>0</b>	<b>1,932</b>	<b>1,051</b>	<b>605</b>	<b>(446)</b>
<b>COUNCIL TAX REQUIREMENT (BOTTOM LINE)</b>	<b>2,770</b>	<b>3,884</b>	<b>3,627</b>	<b>(257)</b>	<b>4,828</b>	<b>4,827</b>	<b>4,188</b>	<b>(640)</b>
<b>Council Tax (precept levied on Collection Fund)</b>	<b>(4,653)</b>				<b>(4,828)</b>	<b>(4,828)</b>	<b>(4,828)</b>	<b>0</b>
<b>OVERALL NET POSITION</b>					<b>0</b>	<b>(0)</b>	<b>(640)</b>	<b>(640)</b>

APPENDIX A (continued)

COMMUNITY PARTNERSHIPS & ENGAGEMENT PORTFOLIO

Description	2015/16 Actual	April - Sept			Full Year			
		Current Budget	Actual to Date	Variance to Date	Original Budget	Current Budget	Forecast Outturn	Forecast Variance
Community Information	48	33	23	(10)	47	47	47	(0)
Day Centres	39	20	28	8	35	35	48	13
Emergency Planning	42	21	22	1	44	44	45	1
Grants & Contributions	318	351	284	(67)	373	373	424	51
Leisure Management	60	0	0	0	0	0	0	0
Leisure & Performance	69	35	33	(2)	77	77	74	(2)
Saffron Walden Museum	169	96	75	(21)	180	180	163	(17)
New Homes Bonus	75	43	21	(23)	117	117	117	0
Private Finance Initiative	(86)	(35)	(71)	(36)	30	30	(56)	(85)
Renovation Grants	(1)	0	0	0	0	0	0	0
Sports Development	43	0	0	0	0	0	0	0
	<b>775</b>	<b>565</b>	<b>415</b>	<b>(150)</b>	<b>902</b>	<b>902</b>	<b>862</b>	<b>(40)</b>



## ENVIRONMENT PORTFOLIO

Description	2015/16 Actual	April - Sept			Full Year			
		Current Budget	Actual to Date	Variance to Date	Original Budget	Current Budget	Forecast Outturn	Forecast Variance
Animal Warden	33	16	15	(1)	32	32	31	(1)
Grounds Maintenance	211	114	122	8	223	223	240	18
Conservation	0	0	0	0	(0)	(0)	0	0
Car Park	(607)	(249)	(356)	(107)	(613)	(613)	(585)	27
Development Control	(385)	(196)	(253)	(57)	(364)	(325)	(280)	45
Depots	54	41	33	(8)	60	60	56	(4)
Env Management & Admin	107	32	44	12	112	64	44	(20)
Street Cleansing	297	148	154	6	294	294	295	1
Housing Strategy	94	60	49	(11)	114	115	105	(10)
Highways	(12)	10	14	4	(13)	(13)	(8)	4
Local Amenities	28	8	11	3	8	8	15	7
Licensing	(236)	(108)	(136)	(28)	(126)	(126)	(157)	(32)
Vehicle Management	345	180	162	(17)	378	378	350	(28)
Pest Control	(1)	0	0	0	0	0	0	0
On Street Parking	(1)	0	0	0	0	0	0	0
Public Health	377	293	280	(13)	521	610	595	(14)
Planning Management	403	193	243	50	388	382	442	60
Planning Policy	353	139	313	174	278	279	664	385
Planning Specialists	207	91	83	(8)	182	182	173	(9)
Waste Management	271	112	(67)	(179)	479	479	357	(122)
Community Safety	55	72	70	(2)	149	149	171	22
Street Services	248	138	138	(0)	277	277	276	(1)
	<b>1,844</b>	<b>1,095</b>	<b>919</b>	<b>(176)</b>	<b>2,380</b>	<b>2,456</b>	<b>2,784</b>	<b>328</b>

APPENDIX A (continued)

FINANCE & ADMINISTRATION PORTFOLIO

Description	2015/16 Actual	April - Sept			Full Year			
		Current Budget	Actual to Date	Variance to Date	Original Budget	Current Budget	Forecast Outturn	Forecast Variance
Enforcement	142	87	73	(15)	174	97	73	(25)
Benefits Admin	92	70	60	(10)	201	201	183	(18)
Business Improvement	64	40	17	(23)	80	80	47	(33)
Corporate Management	632	307	241	(66)	667	667	650	(17)
Conveniences	23	20	20	0	21	21	21	0
Central Services	361	192	184	(8)	382	382	381	(1)
Corporate Team	99	50	154	104	102	102	150	48
Conducting Elections	86	1	48	48	1	1	1	0
Electoral Registration	52	22	(9)	(31)	60	60	62	2
Financial Services	920	537	553	17	1,050	1,050	1,072	21
Housing Benefits	421	(55)	450	504	153	153	131	(22)
Human Resources	207	145	150	5	228	228	310	82
Internal Audit	110	58	56	(2)	114	114	114	0
Information Technology	1,142	895	796	(99)	1,181	1,181	1,192	12
Land Charges	(131)	(42)	(50)	(9)	(76)	(76)	(95)	(20)
Legal Services	23	53	55	1	99	99	198	99
Local Taxation	(100)	0	0	0	(90)	(90)	(100)	(10)
Non Domestic Rates	(137)	0	0	0	(145)	(145)	(145)	0
Office Cleaning	157	89	76	(13)	179	179	181	2
Offices	384	248	271	22	354	354	389	35
Revenues Admin	387	242	230	(12)	504	504	491	(13)
Council Tax Discounts	7	64	(124)	(188)	(22)	(22)	(187)	(165)
	<b>4,939</b>	<b>3,023</b>	<b>3,250</b>	<b>227</b>	<b>5,216</b>	<b>5,139</b>	<b>5,117</b>	<b>(22)</b>

## HOUSING &amp; ECONOMIC DEVELOPMENT PORTFOLIO

Description	2015/16 Actual	April - Sept			Full Year			
		Current Budget	Actual to Date	Variance to Date	Original Budget	Current Budget	Forecast Outturn	Forecast Variance
Building Surveying	(107)	(79)	(90)	(11)	(95)	(95)	(118)	(24)
Committee Admin	178	105	106	1	208	208	210	2
Customer Services Centre	332	192	183	(9)	384	384	382	(2)
Democratic Represent	313	173	168	(6)	326	326	318	(9)
Economic Development	133	80	97	16	130	130	143	13
Energy Efficiency	39	26	20	(6)	47	47	44	(3)
Housing Grants	10	0	0	0	10	10	10	0
Health Improvement	24	58	20	(38)	112	112	64	(48)
Homelessness	190	97	77	(20)	175	175	200	26
Lifeline	(140)	(83)	(146)	(64)	(165)	(165)	(165)	0
Communications	255	132	133	1	266	266	275	9
	<b>1,227</b>	<b>702</b>	<b>568</b>	<b>(134)</b>	<b>1,398</b>	<b>1,398</b>	<b>1,362</b>	<b>(36)</b>

**APPENDIX B**

**GENERAL FUND RESERVES**

Reserve	Actual Balance 1st April 2016	Forecast transfer from GF	Transfers to / from Reserves	Forecast transfer to GF	Estimated Balance 31st March 2017
<b>£'000</b>					
<b><u>RINGFENCED RESERVES</u></b>					
Business Rates	500		(20)		480
DWP Reserve	136	50			186
Licensing Reserve	16		(16)		0
Working Balance	1,246	34			1,280
	<u>1,898</u>	<u>84</u>	<u>(36)</u>	<u>0</u>	<u>1,946</u>
<b><u>USABLE RESERVES</u></b>					
<b><u>Financial Management Reserves</u></b>					
MTFS Reserve	1,000				1,000
Transformation Reserve	960			(66)	894
	<u>1,960</u>	<u>0</u>	<u>0</u>	<u>(66)</u>	<u>1,894</u>
<b><u>Contingency Reserves</u></b>					
Emergency Response	40				40
	<u>40</u>	<u>0</u>	<u>0</u>	<u>0</u>	<u>40</u>
<b><u>Service Reserves</u></b>					
Access Reserve	0				0
Economic Development	194	25			219
Elections	25				25
Homelessness	40				40
Neighbourhood Front Runners Planning	982			(385)	597
Strategic Initiatives	4,506	2,376		(80)	6,802
Waste Depot Relocation Project	1,488		(1,488)		0
Waste Management	130	70			200
NHB Ward Members	39				39
Voluntary Sector Grants	41				41
Private Finance Initiative	0	85			85
	<u>7,445</u>	<u>2,556</u>	<u>(1,488)</u>	<u>(465)</u>	<u>8,048</u>
<b>TOTAL USABLE RESERVES</b>	<b>9,445</b>	<b>2,556</b>	<b>(1,488)</b>	<b>(531)</b>	<b>9,982</b>
<b>TOTAL RESERVES</b>	<b>11,343</b>	<b>2,640</b>	<b>(1,524)</b>	<b>(531)</b>	<b>11,928</b>

## HOUSING REVENUE ACCOUNT

£000	2015/16	2016/17						
	Outturn	April to Sept			Full Year			
		Current Budget	Actual to Date	Variance to Date	Original Budget	Current Budget	Forecast Outturn	Forecast Variance
<b>Housing Revenue Account Income</b>								
Dwelling Rents	(14,452)	(7,167)	(7,138)	29	(14,335)	(14,335)	(14,335)	0
Garage Rents	(210)	(104)	(97)	7	(208)	(208)	(192)	16
Land Rents	(5)	(2)	(2)	(0)	(3)	(3)	(3)	0
Charges for Services & Facilities	(768)	(496)	(380)	117	(908)	(908)	(790)	118
Contributions towards Expenditure	(20)	0	(0)	(0)	0	0	0	0
<b>Total Service Income</b>	<b>(15,455)</b>	<b>(7,769)</b>	<b>(7,617)</b>	<b>152</b>	<b>(15,455)</b>	<b>(15,455)</b>	<b>(15,321)</b>	<b>134</b>
<b>Housing Finance &amp; Business Management</b>								
Business & Performance Management	234	51	43	(8)	103	103	96	(7)
Rents, Rates & Other Property Charges	83	70	4	(66)	76	76	76	0
	317	121	47	(74)	179	179	172	(7)
<b>Housing Maintenance &amp; Repairs Service</b>								
Common Service Flats	210	113	70	(43)	226	226	226	0
Estate Maintenance	147	72	33	(39)	145	145	145	0
Housing Repairs	2,462	1,156	1,113	(42)	2,324	2,324	2,420	95
Housing Sewerage	54	29	37	8	53	53	55	1
Newport Depot	17	8	14	6	11	11	25	14
Property Services	282	136	174	37	273	273	279	7
	3,171	1,514	1,441	(73)	3,032	3,032	3,149	117
<b>Housing Management &amp; Homelessness</b>								
Housing Services	267	200	179	(21)	394	394	375	(19)
Sheltered Housing Services	566	318	266	(52)	635	635	593	(42)
Supporting People	16	0	0	0	0	0	0	0
	849	518	445	(73)	1,029	1,029	968	(61)
<b>Total Service Expenditure</b>	<b>4,338</b>	<b>2,154</b>	<b>1,934</b>	<b>(220)</b>	<b>4,240</b>	<b>4,240</b>	<b>4,289</b>	<b>50</b>
<b>Corporate Items</b>								
Bad Debt Provision	17	0	0	0	50	50	50	0
Depreciation - Dwellings (transfer to MRR)	3,294	0	0	0	3,281	3,281	3,380	99
Depreciation - Non-Dwellings (transfer to MRR)	89	0	0	0	146	146	0	(146)
Impairment - Non-Dwellings	61	0	0	0	0	0	0	0
Interest/Costs re HRA Loan	2,611	1,313	1,319	6	2,625	2,625	2,625	0
Investment Income	(42)	0	0	0	(52)	(52)	(52)	0
Recharge from General Fund	1,132	0	0	0	1,330	1,330	1,330	0
HRA Share of Corporate Core	305	0	0	0	335	335	335	0
Pension Fund - Added Years	0	0	0	0	19	19	19	0
Pension Fund - Deficit	0	0	0	0	0	0	0	0
Right to Buy Admin Costs Allowance	(10)	0	0	0	(10)	(10)	(20)	(10)
<b>Total Corporate Items</b>	<b>7,457</b>	<b>1,313</b>	<b>1,319</b>	<b>6</b>	<b>7,725</b>	<b>7,725</b>	<b>7,668</b>	<b>(57)</b>
<b>TOTAL EXPENDITURE</b>	<b>11,795</b>	<b>3,466</b>	<b>3,252</b>	<b>(214)</b>	<b>11,965</b>	<b>11,965</b>	<b>11,957</b>	<b>(7)</b>
<b>OPERATING (SURPLUS)/DEFICIT</b>	<b>(3,659)</b>	<b>(4,303)</b>	<b>(4,365)</b>	<b>(61)</b>	<b>(3,490)</b>	<b>(3,490)</b>	<b>(3,364)</b>	<b>127</b>
<b>Funding of Capital Programme from HRA</b>								
Funding of Action Plan Capital Items	1,891	0	0	0	7,503	7,503	3,463	(4,040)
Funding of Capital from Revenue	270	0	0	0	0	0	50	50
	2,161	0	0	0	7,503	7,503	3,513	(3,990)
<b>Transfers to/from (-) Reserves</b>								
Capital Projects Reserve	0	0	0	0	(3,613)	(3,613)	(150)	3,463
Potential Developments (new builds)	1,498	0	0	0	(92)	(92)	0	92
Sheltered Housing Reserve	0	0	0	0	(318)	(318)	0	318
Transformation Reserve	0	0	0	0	0	0	0	0
Working Balance	0	0	0	0	10	10	0	(10)
	1,498	0	0	0	(4,013)	(4,013)	(150)	3,863
<b>Total Use of Reserves/Funding (SURPLUS)/DEFICIT</b>	<b>3,659</b>	<b>0</b>	<b>0</b>	<b>0</b>	<b>3,490</b>	<b>3,490</b>	<b>3,363</b>	<b>(127)</b>
	<b>0</b>	<b>(4,303)</b>	<b>(4,365)</b>	<b>(61)</b>	<b>(0)</b>	<b>0</b>	<b>0</b>	<b>(0)</b>

## CAPITAL PROGRAMME

£'000	Actuals Apr - Sept	Original Budget 2016-17	Slippage from 2015-16	In Year Budget Adjustments	Current Budget 2016-17	Forecast Outturn	Forecast to Budget Variance	Requested Slippage 17- 18
<b>Community and Partnerships</b>								
S/W Motte & Bailey Castle	87		200		200	200	0	
Community Project Grants	31	110	17	0	127	127	0	
CCTV Thaxted	5	0	35	0	35	35	0	
<b>Community and Partnerships</b>	<b>122</b>	<b>110</b>	<b>252</b>	<b>0</b>	<b>362</b>	<b>362</b>	<b>0</b>	<b>0</b>
<b>Environmental Services</b>								
Vehicle Replacement Programme	0	301	846		1,147	1,147	0	
Mower -Vehicles growth bid	0				0	16	16	
Household Bins	29	70			70	70	0	
Kitchen Caddies	0	10			10	10	0	
Garden Waste Bins	12	20	p		20	20	0	
Trade Waste Bins	8	10			10	10	0	
Lower Street Car Park Extension	0	102			102	0	(102)	102
On-Board Vehicle Weighing Equipment	0	36			36	36	0	
Cycleways Grant	(199)				0	0	0	
<b>Total Environmental Services</b>	<b>(150)</b>	<b>549</b>	<b>846</b>	<b>0</b>	<b>1,395</b>	<b>1,309</b>	<b>(86)</b>	<b>102</b>
<b>Finance &amp; Administration</b>								
<b>IT Schemes</b>								
New members IT Equip	4				0	4	4	
Minor Items IT	28	20			20	28	8	
PSN CoCo Works	5	30	5		35	35	0	
Mobile working - Housing	11		30		30	30	0	
Mobile working - Planning & Env Health	0		69		69	69	0	
PCI Compliance - Cash Receipting	3		32		32	32	0	
PCI Compliance - Direct Debits	0		20		20	20	0	
PCI Compliance - Cap Chg IT	4				0	0	0	
UPS Server	1				0	1	1	
Committee management system	0	20			20	20	0	
Laptops and Tablets	0	20			20	20	0	
CCTV London Road Offices	0	30			30	30	0	
Scanning stations	5	10			10	10	0	
<b>UDC Asset work</b>								
<b>Council Offices Improvements</b>								
- Building works	63	119			119	119	0	
- Heating System	0	36			36	0	(36)	36
Stansted Conveniences - Grant	0		30		30	0	(30)	30
Museum Storage Facility	4	0			0	4	4	
Dunmow Depot	0		1,488		1,488	1,488	0	
Solar Panels - Shire Hill	2		2		2	2	0	
Museum Buildings work	0	52			52	52	0	
Day Centres Cyclical Improvements	0	25			25	25	0	
<b>Total Finance &amp; Administration</b>	<b>129</b>	<b>362</b>	<b>1,676</b>	<b>0</b>	<b>2,038</b>	<b>1,989</b>	<b>(49)</b>	<b>66</b>

## CAPITAL PROGRAMME

£'000	Actuals Apr - Sept	Original Budget 2016-17	Slippage from 2015-16	In Year Budget Adjustments	Current Budget 2016-17	Forecast Outturn	Forecast to Budget Variance	Requested Slippage for 17-18
<b>Housing and Economic Development</b>								
Disabled Facilities Grants	105	260	33		292.50	263	(30)	30
Empty Dwellings	4	50	14		64	15	(49)	
Private Sector Renewal Grants	6	30	19		49	20	(29)	
Compulsory Purchase Order	0	300			300	300	0	
Superfast Broadband	0		100		100	0	(100)	100
<b>Total Housing and Economic Development</b>	<b>115</b>	<b>640</b>	<b>166</b>	<b>0</b>	<b>806</b>	<b>598</b>	<b>(208)</b>	<b>130</b>
<b>Housing Revenue Account</b>								
HRA Repairs	1,057	3,180		0	3,180	3,180	0	
UPVC Fascia's and Guttering	(21)	100	151		251	200	(51)	51
Cash Incentive Scheme Grants	21	50			50	50	0	
<b>Business Plan Items</b>								
Service Chg Planned Rep System - ICT Schemes	0		65		65	20	(45)	45
Housing Contractors Portal & SAM	11	0	46		46	46	0	
Energy Efficiency Schemes	64	150	102		252	252	0	
Internet Café's in Sheltered Hsg	3		2		2	3	1	
Resurfacing access roads	0	150			150	150	0	
<b>New Builds</b>								
Unidentified	0	586	212	(600)	198	0	(198)	198
Catons Lane	206		310		310	288	(22)	22
Sheds Lane	19			600	600	150	(450)	450
<b>Redevelopment Scheme</b>								
Mead court Phase 2	565		642		642	642	0	
Newton Grove	3				0	3	3	
<b>Sheltered Schemes</b>								
Reynolds Court	744	4,200	1,974		6,174	2,844	(3,330)	3,330
Hatherley Court	20	898	809		1,707	300	(1,407)	1,407
Walden Place	0	400	10		410	0	(410)	410
<b>Total HRA</b>	<b>2,690</b>	<b>9,714</b>	<b>4,323</b>	<b>0</b>	<b>14,037</b>	<b>8,128</b>	<b>(5,909)</b>	<b>5,913</b>
<b>Total General Fund ex S106</b>	<b>217</b>	<b>1,661</b>	<b>2,940</b>	<b>0</b>	<b>4,601</b>	<b>4,257</b>	<b>(343)</b>	<b>298</b>
<b>CAPITAL PROGRAMME TOTAL Excluding S106</b>	<b>2,907</b>	<b>11,375</b>	<b>7,262</b>	<b>0</b>	<b>18,637</b>	<b>12,385</b>	<b>(6,252)</b>	<b>6,211</b>

## Section 106 Balances

	31 March 2016	Income	Drawn Down - Capital	Balance at 30 Sept 2016
	£'000	£'000	£'000	£'000
<b>S106 Receipts in Advance</b>				
Priors Green, Takeley	146	-	-	146
Land north of Ingrams, Felsted	10	-	-	10
Oakwood Park Community Hall, Takeley	10	-	-	10
Rochford Nurseries/Foresthall Park, Elsenham	662	-	(98)	564
The Orchard, Elsenham	42	-	-	42
Wedow Road, Thaxted	54	-	-	54
Sector 4 Woodlands Park, Gt Dunmow	10	-	-	10
Keers Green Nurseries, Aythorpe Roding	120	-	-	120
Land adjacent to S/W Hospital	-	31	-	31
Land at Blossom Hill Farm, Henham	-	33	-	33
Land at Webb & Hallett Road, Flitch Green, Felsted	-	33	-	33
<b>Total</b>	<b>1,054</b>	<b>97</b>	<b>(98)</b>	<b>1,053</b>

	31 March 2016	Income	Transferred to other bodies	Balance at 30 Sept 2016
	£'000	£'000	£'000	£'000
<b>S106 Receipts in Advance</b>				
Sector 4 Woodlands Park (Helena Romanes School)	165	-	-	165
Rochford Nurseries/Foresthall Park, Elsenham	289	-	-	289
Chadhurst, Dunmow Road Takeley	-	85	(85)	-
Brewers End, Takeley	31	-	-	31
Land north side of Hempstead Road, Radwinter	-	261	(261)	-
Land at 1 Pit Cottages & Gravelpit Cottages, Dunmow	-	273	(273)	-
Land adj Hailes Wood, Elsenham	10	-	-	10
Land at Hertford End Brewery, Mill Lane, Hartford	70	-	(70)	-
Land at Flitch Green, Felsted	67	-	-	67
Land adjacent to S/W Hospital	-	157	-	157
Land at Webb & Hallett Road, Flitch Green, Felsted	-	135	(135)	-
<b>Grants and Contributions to Other Bodies</b>	<b>632</b>	<b>911</b>	<b>(824)</b>	<b>719</b>

	31 March 2016	Income	Drawn Down - Capital	Balance at 30 Sept 2016
	£'000	£'000	£'000	£'000
<b>S106 Unapplied</b>				
Dunmow Eastern Sector	18	-	-	18
Woodlands Park, Gt Dunmow	83	-	-	83
Friends School, Saffron Walden	28	-	-	28
Bell College, Saffron Walden	15	-	-	15
Priors Green, Takeley	8	-	-	8
Foresthall Park, Elsenham	30	-	-	30
Lt Walden Road/Ashdon Road, Saffron Walden	98	-	-	98
Oakwood Park, Takeley	5	-	-	5
Debden Road, Saffron Walden	100	-	(56)	44
Radwinter Mushroom Farm, Wimbish	76	-	-	76
High Bank and Hill View, Saffron Walden	15	-	-	15
Land at former Lodge Farm, Radwinter Road, Saffron Walden	395	-	-	395
<b>Total</b>	<b>871</b>	<b>-</b>	<b>(56)</b>	<b>815</b>



## TREASURY MANAGEMENT

## DEPOSITS MADE 1 APRIL TO 30 September 2016

Date of Outflow	Amount £ 'm	Counterparty	Rate of Interest	Maturity Date
01-Apr-16	3,000,000	Nationwide BS	0.71%	30-Sep-16
01-Apr-16	1,500,000	Bank of Scotland	0.80%	28-Sep-16
07-Apr-16	5,000,000	Herefordshire Council	0.63%	31-Mar-17
07-Apr-16	1,500,000	Bank of Scotland	0.97%	28-Mar-17
29-Apr-16	5,000,000	Lancashire County Council	0.65%	20-Mar-17
07-Apr-16	18,000,000	DMO	0.25%	29-Apr-16
29-Apr-16	5,000,000	Birmingham City Council	0.59%	17-Mar-17
15-Apr-16	2,000,000	DMO	0.25%	18-May-16
29-Apr-16	5,000,000	West Dunbartonshire	0.55%	17-Feb-17
19-Apr-16	2,000,000	DMO	0.25%	18-May-16
29-Apr-16	3,000,000	Telford & Wrekin Council	0.50%	17-Nov-16
10-May-16	1,000,000	DMO	0.25%	17-May-16
16-May-16	2,500,000	DMO	0.25%	31-May-16
23-May-16	2,500,000	DMO	0.25%	31-May-16
01-Jun-16	5,000,000	Thames Valley PCC	0.42%	07-Jun-16
06-Jun-16	5,000,000	Dundee City Council	0.50%	06-Dec-16
03-Jun-16	5,000,000	DMO	0.25%	06-Jun-16
05-Aug-16	3,500,000	Leeds City Council	0.48%	05-Jan-17
08-Jun-16	5,000,000	DMO	0.25%	20-Jun-16
10-Jun-16	2,000,000	DMO	0.25%	13-Jun-16
13-Jun-16	1,500,000	DMO	0.25%	16-Jun-16
21-Jun-16	2,000,000	DMO	0.25%	30-Jun-16
30-Jun-16	2,500,000	DMO	0.25%	22-Aug-16
01-Jul-16	4,500,000	DMO	0.25%	18-Jul-16
06-Jul-16	1,000,000	DMO	0.25%	01-Aug-16
15-Jul-16	4,000,000	DMO	0.25%	18-Jul-16
18-Jul-16	8,500,000	DMO	0.25%	19-Jul-16
19-Jul-16	1,000,000	DMO	0.25%	22-Jul-16
25-Jul-16	1,000,000	DMO	0.25%	31-Aug-16
01-Aug-16	5,000,000	DMO	0.25%	05-Aug-16
02-Aug-16	1,000,000	DMO	0.25%	11-Aug-16
05-Aug-16	1,500,000	DMO	0.15%	11-Aug-16
11-Aug-16	2,500,000	DMO	0.15%	24-Aug-16
12-Aug-16	1,500,000	DMO	0.15%	17-Aug-16
15-Aug-16	3,500,000	DMO	0.15%	17-Aug-16
24-Aug-16	2,000,000	DMO	0.15%	31-Oct-16
01-Sep-16	6,000,000	DMO	0.15%	19-Sep-16
17-Nov-16	3,000,000	Lincolnshire CC	0.25%	17-Mar-17
13-Sep-16	1,000,000	DMO	0.15%	30-Nov-16
15-Sep-16	1,000,000	DMO	0.15%	30-Nov-16
16-Sep-16	2,000,000	DMO	0.15%	19-Sep-16
15-Nov-16	3,000,000	Salford City Council	0.28%	15-Mar-17
29-Sep-16	1,000,000	DMO	0.15%	30-Nov-16
30-Sep-16	3,000,000	Nationwide BS	0.46%	31-Mar-17
<b>Total</b>	<b>145,500,000</b>	<b>Average</b>	<b>0.32%</b>	

## APPENDIX E

**BALANCES WITH ON CALL DEPOSIT & CURRENT ACCOUNTS  
AS AT 30 September 2016**

<b>Counterparty/Institution</b>	<b>Amount £M</b>	<b>Interest %</b>
Barclays StockBroker	1	0.38
Barclays Bank FIBCA	1	0.45
Bank of Scotland CA	1	0.4
Money Market Fund - CCLA	1	0.35
Barclays Consolidated Account	1.2	1.5
<b>Total</b>	<b>5.2</b>	

**Committee:** Cabinet

**Agenda Item**

**Date:** 1 December 2016

**9**

**Title:** 2015/16 Treasury Management Outturn

**Portfolio Holder:** Councillor Simon Howell

Key decision: **No**

---

### **Summary**

1. It is a requirement of the Council's Constitution that the Cabinet receives an annual statement of the key treasury management activity and outcomes during the year.
2. Treasury Management is the activity of the Council's finance function which manages cash flows, bank accounts, deposits, investments and borrowing. The objective is to manage risk effectively in order to ensure the security of funds, sufficient liquidity to enable commitments to be met, to generate income and minimise cost.
3. The Authority has borrowed and invested substantial sums of money and is therefore exposed to financial risks including the loss of invested funds and the revenue effect of changing interest rates. This report covers treasury activity and the associated monitoring and control of these risks.
4. In summary, during 2015/16:
  - a) No other short term or long term borrowing was needed to meet the Council's commitments and no cash flow difficulties were experienced.
  - b) The Council continued to operate a cautious approach when lending money to counterparties. All deposits and investments made were in compliance with the Council's approved treasury management strategy which is prepared with the assistance of the Council's independent treasury consultants, Arlingclose Ltd.

### **Recommendations**

5. The Cabinet is recommended to approve the 2015/16 treasury management outturn as set out in this report.

### **Financial Implications**

6. Included in the body of the report

## Impact

Communication/Consultation	None
Community Safety	None
Equalities	None
Health and Safety	None
Human Rights/Legal Implications	None
Sustainability	None
Ward-specific impacts	None
Workforce/Workplace	None

## Background

7. Treasury management is defined as: “The management of the local authority’s investments and cash flows, its banking, money market and capital market transactions; the effective control of the risks associated with those activities; and the pursuit of optimum performance consistent with those risks.”
8. The Council’s treasury management activity is underpinned by CIPFA’s Code of Practice on Treasury Management (“The Code”), which requires local authorities to produce annual Prudential Indicators and a Treasury Management Strategy on the likely financing and investment activity. This is approved by the Council as part of the annual budget setting process. Monitoring reports are submitted to the Cabinet as part of regular budget monitoring reports.
9. The Council is supported in its treasury management activity by our independent financial advisers Arlingclose Limited.
10. All responsibility for decision making rests with the Council. Under the Council’s constitution the Assistant Director of Resources is authorised to make investment and borrowing decisions in line with the policy approved by the Council.

## Treasury Position:

11. The Council’s Treasury Position for the year is summarised in the table below, and explained in the following sections of the report.

<b>BALANCES</b>		
<b>01-Apr-15</b>		<b>01-Apr-16</b>
<b>£ m</b>		<b>£ m</b>
(88,407)	Long Term Borrowing	(88,407)
0	Short Term Borrowing	0
<u>(88,407)</u>	<b>Total Borrowing</b>	<u>(88,407)</u>
(5,063)	Other Long Term Liabilities, PFI Contract	(4,957)
<u>(93,470)</u>	<b>TOTAL EXTERNAL BORROWING</b>	<u>(93,364)</u>
2,834	Funds on Call	4,221
23,500	Short Term Investments	30,000
0	Long Term Investments	0
<u>26,334</u>	<b>Total Investments</b>	<u>34,221</u>
<u>(67,136)</u>	<b>NET TREASURY POSITION</b>	<u>(59,143)</u>
<u>(96,520)</u>	<b>Capital Financing Requirement *</b> <i>(notional indicator of need to borrow)</i>	<u>(96,578)</u>

\*The capital financing requirement (CFR) measures an authority's underlying need to borrow or finance by other long-term liabilities for a capital purpose.

## Borrowing

12. As part of the Council's strategy for 2015/16 there was no need to take out external borrowing to finance capital expenditure. The table below shows how capital expenditure was financed.

<b>2014/15</b>		<b>2015/16</b>
<b>£ '000</b>		<b>£ '000</b>
730	Capital Receipts	247
3,768	Grants & Other Contributions	938
3,374	Revenue Contributions	3,127
3,227	Major Repairs Reserve	3,334
(522)	Underlying need to borrow	549
<u>10,577</u>	<b>TOTAL</b>	<u>8,195</u>

13. The Localism Act enabled the reform of council housing finance and the abolition of the housing subsidy system. This required the Council to make a one off payment of £88.407m to the Government on 28 March 2012. This was funded by loans taken out from the Public Works Loans Board, in accordance with a borrowing strategy approved by the Council on 23 February 2012. The loans taken out were as follows:

<b>Amount (£m)</b>	<b>Loan Type</b>	<b>Remaining Term</b>	<b>Interest rate</b>	<b>Fixed or Variable</b>	<b>Maturity Date</b>
2.000	Maturity	2 years	0.65%	Variable	28/03/2018
2.000	Maturity	3 years	0.65%	Variable	28/03/2019
2.000	Maturity	4 years	0.65%	Variable	28/03/2020
2.000	Maturity	5 years	0.65%	Variable	28/03/2021
2.000	Maturity	6 years	0.65%	Variable	28/03/2022
2.000	Maturity	7 years	2.56%	Fixed	28/03/2023
3.000	Maturity	8 years	2.70%	Fixed	28/03/2024
3.000	Maturity	9 years	2.82%	Fixed	28/03/2025
3.000	Maturity	10 years	2.92%	Fixed	28/03/2026
3.000	Maturity	11 years	3.01%	Fixed	28/03/2027
3.000	Maturity	12 years	3.08%	Fixed	28/03/2028
3.000	Maturity	13 years	3.15%	Fixed	28/03/2029
4.000	Maturity	14 years	3.21%	Fixed	28/03/2030
4.000	Maturity	15 years	3.26%	Fixed	28/03/2031
4.000	Maturity	16 years	3.30%	Fixed	28/03/2032
4.000	Maturity	17 years	3.34%	Fixed	28/03/2033
4.000	Maturity	18 years	3.37%	Fixed	28/03/2034
4.000	Maturity	19 years	3.40%	Fixed	28/03/2035
4.000	Maturity	20 years	3.42%	Fixed	28/03/2036
5.000	Maturity	21 years	3.44%	Fixed	28/03/2037
5.000	Maturity	22 years	3.46%	Fixed	28/03/2038
5.000	Maturity	23 years	3.47%	Fixed	28/03/2039
5.000	Maturity	24 years	3.48%	Fixed	28/03/2040
5.000	Maturity	25 years	3.49%	Fixed	28/03/2041
5.407	Maturity	26 years	3.50%	Fixed	28/03/2042
<b>88.407</b>	<b>Total</b>				

14. The interest cost in 2015/16 for these loans was £2.64m.

15. No short term borrowing was required in order to meet cash flow commitments.

16. The only other debt during the year was the Council's ongoing long term liability relating to the PFI Contract and Finance Leases, which under accounting rules is recognised as a debt on the Council's balance sheet.

## **Investments**

17. The approved latest investment strategy for 2015/16 is summarised as follows:

- To prioritise security and liquidity of the investment over yield
- To place funds with UK Banks and Building Societies that have a minimum credit rating of BBB+ or to place funds with the UK Government bodies or approved Building Societies.

18. The table below summarises the risk appetite of the Council in 2015/16:

General Counterparty list *		Cash limit	Time limit	
Banks and other organisations whose lowest published long-term credit rating from Fitch, Moody's and Standard & Poor's is:	AAA	£2m	365 days	
	AA+	£2m	365 days	
	AA	£2m	365 days	
	AA	£2m	365 days	
	AA-	£2m	365 days	
	A+	£2m	182 days	
	A	£2m	182 days	
	A-	£2m	182 days	
	BBB+	£1m	100 days	
Council's General bank account if it fails to meet the above criteria, excluding fixed term deposit accounts		£1.5m	next day	
UK Central Government (irrespective of credit rating)		unlimited	50 years	
UK Local Authorities including Fire and Police (irrespective of credit rating), per authority		£3m	182 days	
UK Building Societies without credit ratings		£1m	100 days	
Saffron Building Society		£0.5m	100 days	
Money Market Funds, UK Domiciled per fund		AAA	£1m	next day

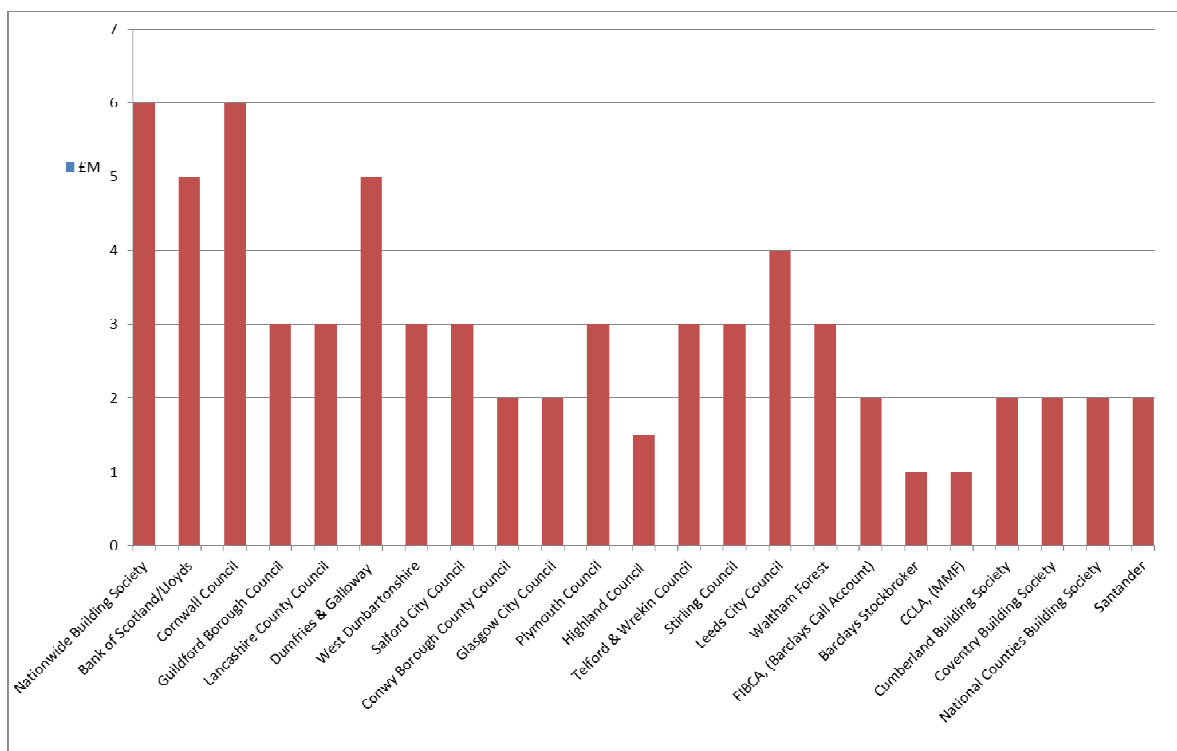
\* The list is the maximum risk appetite the Council is willing to take and will not invest with Counterparties outside of the Arlingclose Counterparty list. Furthermore UDC will not exceed the cash, credit rating and time limit set by Arlingclose in their regularly updated counterparty report

19. All deposits placed during the year complied with the Council's policy. All deposits expected to be repaid during the year were received without difficulty. The table below summarises the investment activity during the year;

Institutions	Balance 31/03/15 £M	Investments Made £M	Investments Repaid £M	Balance 31/03/16 £M
Local Authorities	0	44.5	44.5	0
Treasury Bills	0	0	0	0
Government Deposits	23.5	135	128.5	30
Barclays Call Accounts	1	2	1	2
Barclays Stockbroker	0	1	1	0
Bank of Scotland/Lloyds	0	5	5	0
Nationwide	0	6	6	0
MMF CCLA	1	1	0	2
Unrated Building Societies	0	6	6	0
Leeds Building Society	0	0	0	0
Santander	0	2	2	0
<b>TOTAL</b>	<b>25.5</b>	<b>202.5</b>	<b>194</b>	<b>34</b>

20. The Authority assessed and monitored counterparty credit quality with reference to credit ratings; Gross Domestic Product (GDP) of the country in which the institution operates; the country's net debt as a percentage of GDP and share price. The minimum long term counterparty credit rating determined by the authority for 2015/16 treasury strategy was [BBB+] across rating agencies Fitch, S&P and Moody's.
21. The Council aimed to achieve credit ratings of at least BBB+ to reflect the Councils overriding priority of security of monies invested with counterparties as shown in the table below.

Institution	Treasury Deals £M	No. of Deposits	Average No. of Days	Credit Rating	Average Interest Rate
Debt Management Office, (DMO)	135.0	39	38	AA	0.25%
Nationwide Building Society	6.0	2	117	A	0.54%
Bank of Scotland/Lloyds	5.0	3	187	A+	0.50%
Cornwall Council	6.0	2	176	N/A	0.40%
Guildford Borough Council	3.0	1	160	N/A	0.40%
Lancashire County Council	3.0	1	181	N/A	0.40%
Dumfries & Galloway	5.0	2	124	N/A	0.36%
West Dunbartonshire	3.0	1	182	N/A	0.45%
Salford City Council	3.0	1	94	N/A	0.30%
Conwy Borough County Council	2.0	1	150	N/A	0.40%
Glasgow City Council	2.0	1	173	N/A	0.40%
Plymouth Council	3.0	1	129	N/A	0.40%
Highland Council	1.5	1	120	N/A	0.40%
Telford & Wrekin Council	3.0	1	68	N/A	0.35%
Stirling Council	3.0	1	119	N/A	0.45%
Leeds City Council	4.0	2	53	N/A	0.40%
Waltham Forest	3.0	1	69	N/A	0.40%
FIBCA, (Barclays Call Account)	2.0	2	177	A	0.45%
Barclays Stockbroker	1.0	1	365	A	0.37%
CCLA, (MMF)	1.0	2	365	AA	0.40%
Cumberland Building Society	2.0	2	86	Unrated	0.53%
Coventry Building Society	2.0	1	96	A	0.45%
National Counties Building Society	2.0	2	97	Unrated	0.56%
Santander	2.0	1	169	A	0.60%
<b>TOTAL</b>	<b>£202.5</b>	<b>72</b>			





The graph above excludes DMO deals and provides an overview of all the other counterparties the Council has invested, within 2015/16.

## Liquidity Management

22. In keeping with the DCLG's guidance on Investments, the authority maintained a sufficient level of liquidity averaging £1.158m through the use of its main call account.

## Prudential Indicators

23. The Council is required to calculate and publish a set of statutory prudential indicators. These are technical measures of the Council's indebtedness and exposure to risk, and are intended to ensure that treasury management is prudent, sustainable and affordable.
24. The prudential indicators are set out in Appendix A of this report. There are no concerns or issues to highlight for Members' attention.

## Compliance

25. The Authority confirms that it has complied with its Prudential Indicators for 2015/16 which was approved as part of the Council's Treasury Management Strategy Statement.
26. The authority also confirms that during 2015/16 it complied with its Treasury Management Policy Statement and Treasury Management Practices.

## Investment Training

27. The needs of The Authority's treasury management staff for training in investment management are assessed regularly as part of the appraisal process. During 2015/16 staff attended training courses, seminars and conferences provided by Arlingclose, CIPFA and other relevant organisations.

## Risk Analysis

Risk	Likelihood	Impact	Mitigating actions
Loss of council funds through failure of banking counterparty	1 (minimal risk due to nature of institutions used)	4 (significant sums are placed on deposit)	Treasury Management Strategy and regular monitoring with independent advice from Arlingclose Treasury consultants.

1 = Little or no risk or impact

2 = Some risk or impact – action may be necessary.

3 = Significant risk or impact – action required

4 = Near certainty of risk occurring, catastrophic effect or failure of project.

**PRUDENTIAL INDICATORS****INVESTMENTS**

	<b>2015/16 Estimate</b>	<b>2015/16 outturn</b>
Upper limit for principal sums invested for over 364 days	£0	£0

**INTEREST RATE EXPOSURE**

	<b>2015/16 Estimate*</b>	<b>2015/16 outturn</b>
Upper limit for fixed interest rate exposure	£78.4m	£78.4m
Upper limit for variable interest rate exposure	£10m	£10m

**BORROWING LIMITS**

	<b>2015/16 Estimate*</b>	<b>2015/16 outturn</b>
Authorised Limit (maximum level of external borrowing)	£93.5m	£93.5m
Operational Boundary (risk of Authorised Limit breach)	£101.5m	£101.5m

**DEBT PORTFOLIO - MATURITY**

<b>Maturity structure of fixed rate borrowing</b>	<b>2015/16 Estimate* (as per HRA borrowing strategy)</b>	<b>2015/16 outturn (as per actual HRA loans)</b>
Under 12 months	0%	0%
12-24 months	0%	0%
24 months – 5 years	0%	0%
<5 to 10 years	11.00%	11.00%
<10 to 20 years	32.54%	32.54%
<20 to 26 years	20.84%	20.84%

## CAPITAL FINANCING COSTS

	2015/16 Estimate*	2015/16 outturn
Incremental impact of capital investment financed from Internal Borrowing – General Fund	£13.31	
Incremental impact of capital investment financed from Internal Borrowing – Housing Revenue Account	£2.51	
Ratio of financing costs to non-HRA net revenue stream	7.5%	7.2%
Ratio of financing costs to HRA net revenue stream	15.7%	16.2%
Minimum Revenue Provision charged to the accounts	£479,000	£505,000

\*Estimate from the 2015/16 Treasury Management Strategy approved in February 2015.

## BALANCED BUDGET REQUIREMENT

The Council complied with the statutory requirement to set and remain within a balanced budget.



**Committee:** Cabinet

**Agenda Item**

**Date:** 1<sup>st</sup> December 2016

**10**

**Title:** 2016/17 Treasury Management Mid-Year Review

**Portfolio Holder:** Councillor Simon Howell

**Key decision:** No

---

## Summary

### Economic Background

1. Whilst the previous year saw economic resilience, it will not have escaped Members' notice that following the vote to leave the EU., the economic forecast for the UK has been immeasurably altered, with the short to medium-term outlook more downbeat due to the uncertainty generated by the result and the forthcoming negotiations.

According to UDC's Treasury Management consultants, Arlingclose Ltd., negative Bank Rate is currently perceived by policymakers to be counterproductive, but there is a possibility of close-to-zero Bank Rate, with Quantitative Easing used to limit the upward movement in bond yields.

Globally, the outlook is uncertain and risks remain weighted to the downside. The UK domestic outlook is uncertain, but likely to be weaker in the short term than previously expected. The likely path for Bank Rate is weighted to the downside. The Arlingclose central case is for Bank Rates to remain at 0.25%, but there is a 40% possibility of a drop to close to zero, with a small chance of a reduction below zero.

### Recommendation

2. The Cabinet is recommended to approve
  - a. The 2016/17 Treasury Management Strategy counterparty list for UK Local Authorities, including Fire and Police are revised;
    - i. The investment limit of £5m to be increased to unlimited
    - ii. The % of the portfolio investments to be increased from 70% to 100%
    - iii. The maximum number of days from 365 days to 730 days
  - b. The Operational Boundary be increased from £101.5m to £250.0m

## Financial Implications

3. None.

## Impact

Communication/Consultation	None
Community Safety	None
Equalities	None
Health and Safety	None
Human Rights/Legal Implications	None
Sustainability	None
Ward-specific impacts	None
Workforce/Workplace	None

---

## Background

4. Treasury Management activity has been routine and compliant with the 2016/17 Strategy as approved by Members in February 2016.
5. During a period of staff changes, recruitment and training in May and June there was a short period of time when the council's current account overnight balance exceeded the £2m limit. Dedicated Treasury staff are now in place and have received full training, no further breaches have occurred.
6. A Treasury Management update is provided to Members quarterly as part of the Budget Monitoring cabinet reports.
7. The council's entire capital programme is financed through internal borrowing, revenue contributions or grants. There is no requirement for external borrowing.

## Borrowing Cap

8. As part of the creation of the councils wholly owned subsidiaries, Aspire Holdings (UDC) Ltd, the council will provide the company with a loan.
9. The council will borrow the monies from the PWLB and then loan this to Aspire, due to the sums involved we will need to increase our operational boundary from £101.5m to £250.0m.
10. The current operational boundary of £101.5m covers the HRA self-financing loan, the PFI contract and gives a small amount of headroom for unexpected events.

11. By increasing the operational boundary the council will have full flexibility to support Aspire with cost effective borrowing whilst still generating a return for the council.

### Counterparty Limits

12. To increase the limits imposed on UK Local Authorities (LA's) including Fire and Police (irrespective of credit rating) from

- a. £5m to unlimited amounts
- b. 70% of the total investment portfolio to 100%
- c. 365 days to 730 days (2 years)

13. This is based on advice from our expert consultants, Arlingclose Close as it is deemed that UK Local Authorities are as safe and risk free as the Debt Management Office (DMO).

14. The DMO rates have fallen in the last quarter to 0.15% and LA's offer a higher rate, on average this is between 0.37% and 0.44% depending on the length of investment, with a potential of 0.55% for 2 year investment deals.

15. In view of the council's requirement to generate income the imposed limits on LA's is reducing the councils potential to maximise its investment income.

### Risk Analysis

Risk	Likelihood	Impact	Mitigating actions
Loss of council funds through failure of banking counterparty	1 (minimal risk due to nature of institutions used)	4 (significant sums are placed on deposit)	Treasury Management Strategy and regular monitoring with independent advice from Arlingclose Treasury consultants.





**Committee: Cabinet**

**Agenda Item**

**Date: 1 December 2016**

**11**

**Title: Local Council Tax Support (LCTS)  
Consultation 2017/18**

**Author: Angela Knight  
Assistant Director - Resources**

Item for decision

---

## **Summary**

1. There is a requirement to annually review the Local Council Tax Support (LCTS) scheme, and propose changes to the scheme for the following financial year. The decisions made, even if no change is proposed, must be consulted upon before a decision is taken at Full Council in December on the final scheme for the following financial year.
2. Uttlesford has the lowest percentage contribution requirement of any authority in Essex. This demonstrates the council has used its resources effectively to support the scheme.
3. It has been the council's policy to make a full contribution to protected claimants.
4. At its meeting on 14 July 2016, the Cabinet set out its draft LCTS scheme for 2017/18. The Cabinet approved a number of amendments to the proposed scheme to be included in the consultation.
  - a) Parish and Town Subsidy Grant to be reduced by 50%
  - b) To align the LCTS scheme with the Housing Benefit and Universal Credit reforms
5. On 22 November 2016 Scrutiny Committee reviewed the consultation outcomes and noted the views of the public.

## **Recommendations**

6. The Cabinet is requested to approve, for recommendation to Full Council, the Local Council Tax Support scheme as recommended at Cabinet on 14 July 2016 and as set out in this report.

## **Financial Implications**

7. None.

## **Background Papers**

8. None.

## Impact

Communication/Consultation	Public consultation is carried out as part of the LCTS process.
Community Safety	None
Equalities	None – open consultation
Health and Safety	None
Human Rights/Legal Implications	The council is required to have the 2017/18 scheme agreed prior to 31 January 2017
Sustainability	The objective is to achieve a financially sustainable set of arrangements.
Ward-specific impacts	None.
Workforce/Workplace	Ongoing demands on the Revenues & Benefits, Housing and Customer Service teams

9. The 2017/18 LCTS scheme runs from 1 April 2017 to 31 March 2018. Taking into account the consultation results along with any comments from this committee, the Cabinet meeting on 1 December will recommend to Full Council on 8 December that a final scheme is approved.
10. At its meeting on 14 July 2016 the Cabinet set out the draft proposals for the 2017/18 LCTS scheme.
- a) The 2017/18 LCTS scheme is set on the same contribution rate as the 2016/17 scheme and therefore the contribution rate is frozen at 12.5% for the third consecutive year.
  - b) Discretionary subsidy for town & parish councils for 2017/18 in accordance with the principles set out below.
    - I. UDC should continue to provide discretionary funding to town and parish councils at a reduced level of 50% to assist in mitigating the effect of LCTS discount taxbase reductions on the Band D Council Tax calculation.
    - II. The total UDC parish subsidy pot to be distributed using the formula of [2012/13 Parish Band D x 2016/17 Parish LCTS taxbase reduction] – thus avoiding UDC subsidising any precept increases made since 2013/14. The payment to then be adjusted by 50%.
  - c) There are six key reforms to the way benefits are assessed and of these the following four have already been implemented and it is recommended that these are incorporated into the LCTS scheme for 2017/18.

- I. Removal of the family premium for all new working age claimants
- II. Reduction of backdating of a claim from 6 months to 1 month
- III. Removal of the element of the work related work activity component in the calculation of the current scheme for new employment and support allowance applicants
- IV. Period of absence from Great Britain from 13 weeks to 4 weeks whilst still being able to claim benefits

d) There are two remaining reforms that are likely to be implemented by April 2017 and it is recommended that the LCTS scheme also incorporates these into the 2017/18 scheme as they become applicable.

- I. Limiting the number of children within the calculation to a maximum of two.
- II. Removal of the severe disability premium where another person is paid universal credit (carers element), to look after them.

11. The 2017/18 council tax discounts are set at the same rates as in the previous three years and these are set out below.

	<b>Discounts given 2013/14</b>	<b>Changes introduced as from 1 April 2014</b>
Second homes	10%	Remove discount
Empty Homes Class A (major repairs)	100% for up to 12 months	Reduce discount to 50% for up to 12 months
Empty Homes Class C (vacant)	100% for up to 6 months	Reduce discount to 50% for up to 6 months
Empty Homes Premium (empty & unfurnished for more than 2 years)	None	Add premium of 50%

### **LCTS consultation outcomes**

12. The consultation period ran from 15 August to 30 September and 1,206 (1,115 paper and 91 online) responses were received. This is one of the largest responses for any non-planning consultation that the council has undertaken in recent years and is a 10.7% increase in responses compared to 2016/17.

The following consultative methods were used; in all cases the same questions were asked.

- Dedicated pull-out four page survey distributed with *Uttlesford Life*. A reply paid envelope was also included so as to make it as easy as possible for residents to respond. Additional paper copies were also distributed to the

Council's main contact points at the Great Dunmow Library, Thaxted CIC and the CSC in Saffron Walden.

- Open public consultation. The survey was promoted on the Council's website from 15 August to 30 September via an interactive form using the Snap 11 consultation platform.
- General promotion was carried out with a press release and exposure via the Council's social media channels and prominent placement on the homepage of the Council's website.

13. It should be remembered that not all respondents chose to answer all of the questions and that in a number of cases residents opted to submit statements and comments in support of the 'No' option even though they had answered 'Yes' to a particular section of the consultation.

14. The consultation full report is attached as Appendix One. In summary the responses to the proposed LCTS scheme for 2017/18 are;

- 71.6% said that we should keep the contribution rate at 12.5%
- 63.8% said that the council should continue to pay the grant to Parishes at 100%, down from 93.5% last year.
- Overall the responses were in favour of the alignment of Housing Benefits reforms to the LCTS scheme, with the exception of the removal of the severe disability premium (extra money paid to a severely disabled person to assist in employing a carer), if the claimant's carer already receives the carer's element through universal credit (Q4 e).

## Risk Analysis

Risk	Likelihood	Impact	Mitigating actions
A detailed risk assessment shall accompany the budget proposals. There are no specific risks at this stage.			

1 = Little or no risk or impact

2 = Some risk or impact – action may be necessary.

3 = Significant risk or impact – action required

4 = Near certainty of risk occurring, catastrophic effect or failure of project.



**Uttlesford District Council**

# **Local Council Tax Support (LCTS)**

**A report on the public survey about Local Council Tax Support provision in Uttlesford for the year 2017-18**

**October 2016**



## Contents

### 1. Executive summary

Introduction

Results summary

Results actuals

Results priority analysis

### 2. Purpose methodology

### 3. Survey results, detailed findings

Survey results across all streams

Survey trends 2016/17 versus 2017/18 schemes across all streams

### 4. Appendices

Open text responses

Questionnaire

Profiling

## 1. Executive summary

In April 2013 Council Tax Benefit was abolished and replaced by a new local Council Tax Support (LCTS) scheme. The Government required councils to protect pensioners so that they would receive the same level of support as they did under Council Tax Benefit. This means that LCTS has applied only to working age people. Since the start of this scheme in 2013 the number of working age people in receipt of LCTS in Uttlesford has dropped by 40% from 1,321 to 789.

This is the fifth year that a consultation asking for residents' views on the provisions that Uttlesford District Council makes for local people within the scheme.

Following the success of the 2015 consultation on the 2016-17 scheme, information about the LCTS setting process and the survey was distributed to every household in the district as an insert into the Council's magazine *Uttlesford Life*. As part of the authority's continuing drive towards channel shift, the 2016 survey was also available through an online questionnaire which was publicised on the website. A small number of additional copies of *Uttlesford Life* were distributed to libraries and the council's CIC points across the district to ensure that all residents would have a chance to take part even if they had lost their original issue of the magazine. A copy of the survey was not, this year, included in the summer Citizens Panel questionnaire as it was considered that panellists could respond independently. The results are detailed below.

**Local Council Tax Support Questionnaire**

**Introduction**

Local Council Tax Support (LCTS) has replaced the national Council Tax Benefit scheme and each year the council must consult on the proposed scheme for the following year.

The results of this consultation will be presented to councillors in the autumn with the final scheme for 2017/18 being agreed in December, to start on 1 April 2017.

The LCTS scheme forms part of a wider reform of the welfare system. The government's aim of the reforms to the welfare system is to help more people into work, while supporting the most vulnerable. Since the start of the scheme in 2013 the number of working age people in receipt of LCTS in Uttlesford has dropped by 40% from 1,321 to 789.

The council wants to hear your view on this scheme so please take a few minutes to complete the form and send it back to us in the envelope provided. If your envelope is missing, please contact the council by phone on 01799 510510 or email [uconnect@uttlesford.gov.uk](mailto:uconnect@uttlesford.gov.uk)

Alternatively you can complete this questionnaire online. Visit [www.uttlesford.gov.uk/LCTS](http://www.uttlesford.gov.uk/LCTS)

This consultation is anonymous but collated results will be publicly available, including written answers. These will not be attributed to any individual but please do not include any personal or confidential information in your responses.

1. The Government has said pensioners on low income must be given full protection from the implications of this scheme. Uttlesford's current scheme also protects disabled people on a low income and carers on a low income.

Do you agree with this? Yes  No

If you wish to add a comment, please do so below:


Please turn over

## Results summary

The results of the survey have been analysed using Snap Survey Version 11 and are supplied as both counts (the number of people who answered each question) and percentages (the proportion of people who answered a question in a particular way). Data from both online and paper survey submissions has been merged to provide a single dataset.

The Uttlesford District Council LCTS scheme is the most generous in Essex providing additional protection and support for vulnerable working age people. Questions in the 2016 survey sought the views of residents and stakeholder groups as to whether this stance is generally supported and should be continued into the 2017/18 financial year. The LCTS scheme reduces the amount of money that town and parish councils receive as some households do not pay the full amount of Council Tax. For the last three years Uttlesford District Council has provided grants to town and parish councils to make up the difference. Additional sections of the survey asked for feedback on this approach and of the implications for claimants arising from central government benefit reforms. The results are given below.

## Results actuals

### Questionnaire responses

*NB In a number of instances respondees who answered “Yes” to a question also added a comment in the box allocated to the to those answering “No” to that same question. This has led to an apparent disparity in the count return rates for a number of questions.*

*Headline results are highlighted in bold. Full text responses are available in Appendix 1.*

Overall submissions	Result counts (percentage)
Total number of Paper submissions:	<b>1115 (92.45%)</b>
Total number of web submissions:	<b>91 (7.55%)</b>
Total number of submissions:	<b>1206 (100%)</b>



Headline question	Result counts (percentage)
<p><b>Q1</b> The Government has said pensioners on low income must be given full protection from the implications of this scheme. Uttlesford's current scheme also protects disabled people on a low income and carers on a low income.</p> <p>Do you agree with this?</p> <p>If you wish to add a comment, please do so.</p>	<p><b>Yes 1098 (93.5%)</b></p> <p>No 76 (6.5%)</p> <p>145 comments received</p>
<p><b>Q2</b> For each 2.5% of increase the LCTS recipient(s) will need to pay, on average, an additional £39 of Council Tax each year.</p> <p>The cost to the council of keeping the rate at 12.5% would be approximately £340,000. For each 2.5% increase the cost of the scheme for Uttlesford District Council would reduce by approximately £5,100.</p> <p>Do you agree that the council should keep the rate at 12.5% for a fourth year?</p> <p>If you wish to add a comment, please do so.</p>	<p><b>Yes 824 (71.6%)</b></p> <p>No 326 (28.4%)</p> <p>247 comments received</p>
<p><b>Q3</b> In simple terms, parish and town councils set their budgets by deciding how much money they need to run their services and then dividing that amount by the number of homes in their area.</p> <p>The LCTS scheme reduces the amount of money the parish will receive as some households will not pay full Council Tax. For the last three years the council has provided grants to parish and town councils to make up the difference. In 2016/17 this cost £154,000. The council proposes to reduce this grant by 50% next year. The table on the opposite page shows how much each parish received in 2016/17 and how much they would have received if the grant had been reduced by 50%. It would be up to each parish/town council to decide</p>	<p><b>Continue to pay the full grant 729 (63.8%)</b></p> <p>Reduce the grant by 50% 413 (36.2%)</p>

Overall submissions	Result counts (percentage)
<p>if they wished to cover the shortfall in grant by increasing their part of the Council Tax.</p> <p>Do you think the council should:</p> <p>Continue to pay the full grant</p> <p>Reduce the grant by 50%</p> <p>If you wish to add a comment, please do so.</p>	<p>166 comments received</p>
<p><b>Q4.</b> As part of central government’s benefit reforms, rules are being changed for housing benefit and universal credit (two other types of benefit people can receive). The council is proposing to make the same changes to LCTS. By doing this, the council aims to make the LCTS system easier to understand for claimants as the criteria for all these different benefit schemes will be the same.</p> <p>The proposals are:</p> <p>a. Reduce the time a claimant can be absent from the United Kingdom and continue to receive LCTS, from 13 weeks to 4 weeks. Do you agree?</p> <p>b. Reduce the period for backdating a claim from 6 months to 1 month. Do you agree?</p> <p>c. Removal of the family premium (an additional payment to people with children) for all</p>	<p><b>Yes 1066 (90%)</b> No 118 (10%)</p> <p><b>Yes 842 (71.4%)</b> No 338 (28.6%)</p> <p><b>Yes 712 (60.7%)</b></p>

Overall submissions	Result counts (percentage)
<p>new working age applicants. Do you agree?</p> <p>d. Limit the number of children within the claim to a maximum of two (so even if a claimant has three or more children they will only receive LCTS payment based on having two children). Do you agree?</p> <p>e. Remove the severe disability premium (extra money paid to a severely disabled person to assist in employing a carer), if the claimant's carer already receives the carer's element through universal credit. Do you agree?</p> <p>f. Remove the work related activity element for new Employment and Support Allowance claimants. Do you agree?</p> <p>If you wish to add a comment about any of these proposed changes, please do so.</p>	<p>No 461 (39.3%)</p> <p><b>Yes 936 (78.8%)</b> No 251 (21.2%)</p> <p>Yes 502 (42.6%) <b>No 676 (57.4%)</b></p> <p><b>Yes 613 (59.3%)</b> No 421 (40.7%)</p> <p>206 comments received</p>
<p><b>Q5</b> Further comments made regarding the LCTS scheme</p>	<p>96 comments received</p>
<p><b>Q6</b> Postcodes data entered</p>	<p>1177</p>
<p><b>Q7</b> Are you in receipt of LCTS?</p>	<p><b>No 1079 (92.1%)</b></p> <p>Yes 93 (7.9%)</p>

Overall submissions	Result counts (percentage)
<b>Q8</b> If you in receipt of LCTS are you in a protected group (pensioner/disabled/carers)?	<b>Yes 75 (80.6%)</b>  No 18 (19.4%)

## Results priority analysis

Previous surveys conducted in 2012 for the initial introduction of the scheme in 2013-14, in 2013 for the 2014-15 scheme and in 2014 for the 2015-16 scheme were conducted to determine the most effective resolution for recipients in Uttlesford. Questions have been varied during each of the annual consultations to seek specific views. The 2015 consultation for the 2016-17 scheme adopted a new format with wider ranging questions designed to more accurately gauge public opinion. Whilst not directly comparable, the 2016 consultation for the 2017-18 scheme in part revisits a number of elements of the 2015 survey, principally Q.1-2, in order to ascertain if there has been a move in public opinion.

### Local Council Tax Support Priorities:

The basic tenant of the scheme has been maintained since its introduction with some elements being refined in succeeding years. Headline results across all consultation streams indicate that the public are broadly in favour of the local scheme as currently delivered. In December 2012, following public consultation, the Council adopted an LCTS scheme which included protection for pensioners (a mandatory requirement for all schemes) but added further protection for disabled people on a low income and carers on a low income. Respondents indicated a marked preference for the continuation of this discretionary element with 93.5% supporting ongoing protection within LCTS for vulnerable people on a low income.

The LCTS scheme for 2014/15 implemented an amendment to increase the minimum amount paid by LCTS recipients formerly entitled to full Council Tax Benefit from 8.5% to 12.5%. This has been continued across the 2015/16 and 2016/17 schemes and represents the most generous support package in Essex. The cost to the Council of keeping the rate at 12.5% during the forthcoming year would be approximately £340,000. Just under three quarters of residents (71.6%) indicated their continued support for retaining this arrangement.

A further financial implication of the scheme arises from the support Uttlesford District Council provides to town and parish councils in order to ensure that they are not adversely affected by the loss of Council Tax income. In 2016/17 this cost £154,303. The Council has proposed to reduce this grant by 50%, down to £77,152, from 2017/18 leaving each parish/town council to decide if they wish to cover the shortfall in grant by increasing their precept. Whilst there was a reasonable level of support for Uttlesford District Council continuing to support the town/parish councils, a significant minority (36.2%) indicated that they would be happy to see the grant reduced by half.

A subsequent section of the consultation sought to ascertain the current views of residents on forthcoming governmental reforms relating to housing benefit and universal credit. Uttlesford District Council is proposing to make the same changes to the LCTS. By doing this, the Council is aiming to make the LCTS system easier to understand for claimants as the criteria for all these different benefit schemes will be the same. Across all proposals there was a general level of approval voiced by residents, though there were variations in support for the different propositions. Nine in ten people (90%) supported the recommendation to reduce the time a claimant can be absent from the United Kingdom and continue to receive LCTS, from 13 weeks to 4 weeks. A further 71.4% approved of the move to also reduce the period for backdating a claim from 6 months to 1 month, whilst just 60.7% agreed with the suggested removal of the family premium (an additional payment to people with children) for all new working age applicants. A much higher level of backing (78.8%) was evident for a contingent limit on the number of children within the claim being pegged at a maximum of two. By comparison, respondents were very much against any proposal to remove the severe disability premium with almost six in ten (57.4%) indicating that they did not agree with any

such move. An almost similar level of support (59.3%), though, was achieved for the final proposal which posited the removal of the work related activity element for new Employment and Support Allowance claimants.

A number of question points offered consultees the chance to further expand on their responses in an open text box. These additional comments are reported verbatim as part of Appendix 1.

## 2. Purpose methodology

Uttlesford District Council has a statutory duty to consider annually whether to revise its Local Council Tax Support Scheme (LCTS), replace it with another or make no changes. If it wishes to amend or substitute the scheme in the forthcoming year the Council is obliged to consult with interested parties. The results of this consultation will inform the decisions made by officers and councillors when setting Council Tax spending for the year April 2017 to March 2018.

Following on from the successful consultation exercise run in 2015, the LCTS survey for the 2017-18 scheme was included as a centre page insert into the Summer edition of the Council's widely distributed community newsletter, *Uttlesford Life*, which is delivered to every household in the district. A copy of the survey was not, this year, included in the summer Citizens Panel questionnaire as it was considered that panellists could respond independently.

The consultation was run over the period 15 August to 30 September 2016. Respondents were asked to indicate their support for the scheme as it currently stands and to provide comments where they thought any amendments might be applicable. They were also offered the opportunity to make any further observations. For profiling purposes they were also invited to include a postcode and to state if they were in receipt of LCTS.

The following consultative methods were employed, in all cases the same questions were asked:

- Dedicated pull-out, four page survey distributed with *Uttlesford Life*. A reply paid envelope was also included so as to make it as easy as possible for residents to respond. Additional paper copies were also distributed to the Council's main contact points at the Great Dunmow Library, Thaxted CIC and the CSC in Saffron Walden.

**1115 responses were received**

- Open public consultation. The survey was promoted on the Council's website from 15 August to 30 September via an interactive form using the Snap 11 consultation platform.

**91 responses were received**

General promotion was carried out with a press release and exposure via the Council's social media channels and prominent placement on the homepage of the Council's website.

By the close of the consultation period, 1115 paper responses had been received and a further 91 online submission were registered. This represents a 10.7% increase in overall submissions on the previous year. It should be remembered that not all respondents chose to answer all of the questions and that in a number of cases residents opted to submit statements and comments in support of the 'No' option even though they had answered 'Yes' to a particular section of the consultation.

### 3. Survey results, detailed findings

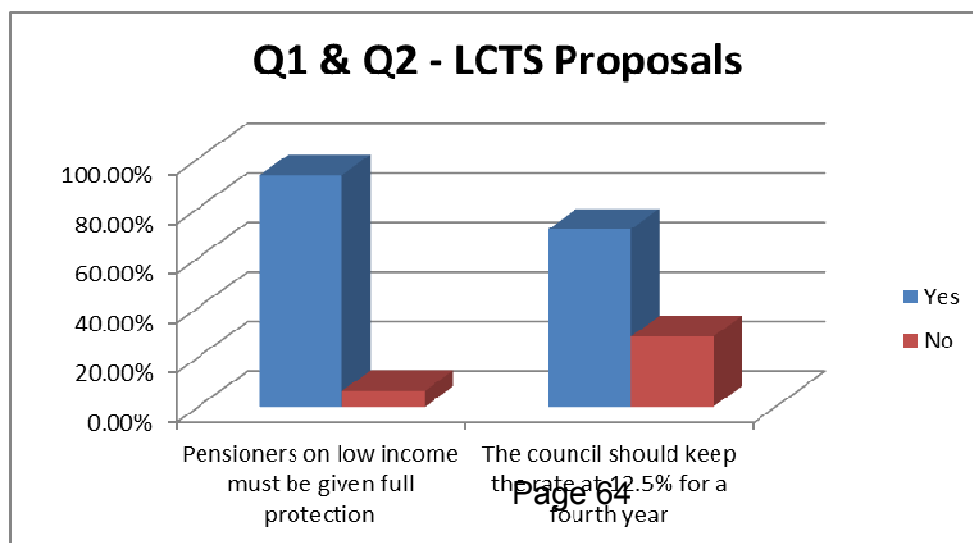
#### Survey results across all streams

The results for each of the different consultation streams – paper and online surveys – are reported below as a single merged dataset.

### LCTS substantive questions

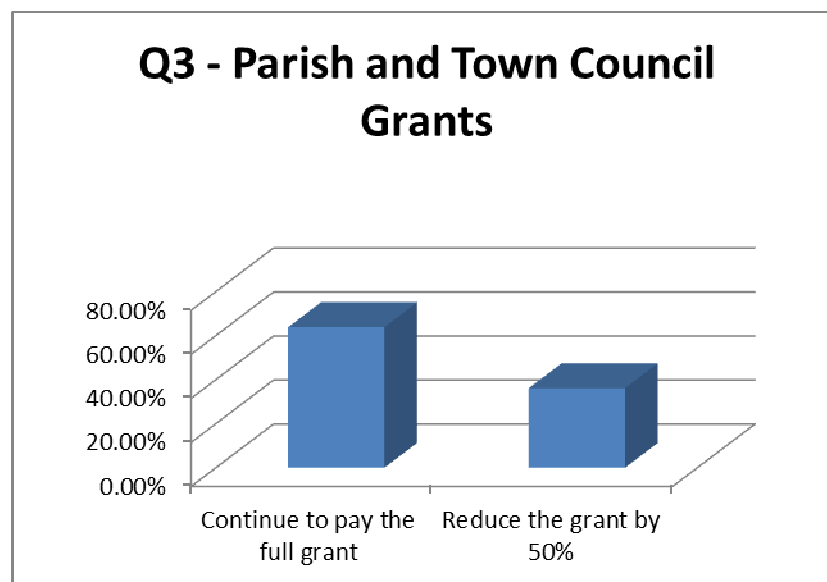
This analysis comments on the responses received across both consultation channels. A further section then makes reference to the previous consultation and identifies trends. Results are broadly in line with the views of residents as reported in previous years, principally research undertaken with stakeholders and the Uttlesford Citizens Panel to inform the 2014/15 scheme and the district wide consultation for the 2016/17 scheme.

Q1 Protecting pensioners and disabled people on a low income and carers on a low income saw 93.5% support with only a 6.5% rate of dissent. Protection for pensioners is a mandatory requirement, though Uttlesford District Council has also opted to provide additional protection for vulnerable working age people – disabled, carers and blind people. Although only 76 people considered that this additional support should be withdrawn, some 145 respondents chose to make a comment. These comments ranged from support for pensioners who wish to remain independent to concerns that some disabled people might be well enough off to pay Council Tax at a full rate.



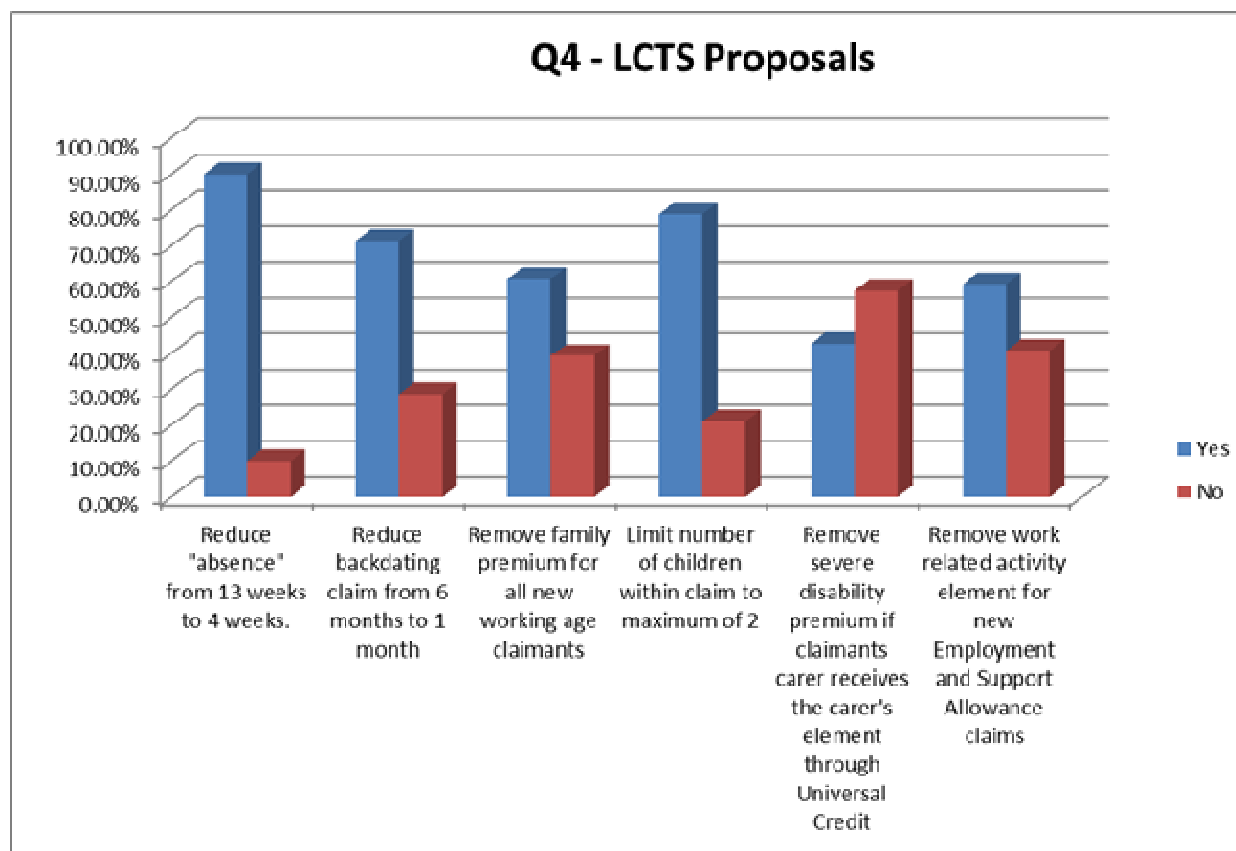


Q2 Maintaining the level at which non-vulnerable LCTS recipient(s) will need to pay Council Tax at 12.5% for a fourth year was supported by 71.6% of respondees. Those who answered this question were invited to supply additional comments on this aspect of the scheme with 247 people taking this opportunity to record their opinions. Again views were wide ranging, with quite a few respondees suggesting the rate a LCTS recipient should pay might be increased. Generally these responses proposed a rise to 15% to 20%, others made more generalised comments such as 'Bring rate in line with other councils. Uttlesford is the lowest band'.



Q3 Supporting parish and town councils to ensure that they do not lose money was backed by 63.8% of those that answered this question. This represents a significant melting away of support since the previous survey when the proposal was supported

by 93.5%. Some 413 people supported a 50% reduction in the grant that Uttlesford District Council gives to town and parishes, though it is clear from the open text comments that there may be some further support for a less stringent reduction. Comments left by those who wished to quantify their responses included ‘Why not reduce it by 25%?’ and ‘50% reduction is too big’. Some, though, were less supportive of the system just offering more pithy retorts such as ‘Parish Councils are a waste of time’.



Q4 As part of central government's benefit reforms, rules are being changed for housing benefit and universal credit (two other types of benefit people can receive). The Council is proposing to make the same changes to LCTS. By doing this, the Council aims to make the LCTS system easier to understand for claimants as the criteria for all these different benefit schemes will be the same. Consultees were asked to respond to a portfolio of six proposals and then to add, if they so wished, any general comments. Generally, support was high for all of the proposals with, for example, 90% of people who answered the question supporting the suggestion to reduce the time a claimant can be absent from the United Kingdom and continue to receive LCTS, from 13 weeks to 4 weeks. Only one proposal did not meet with public approval, this being the initiative to remove the severe disability premium (extra money paid to a severely disabled person to assist in employing a carer), if the claimant's carer already receives the carer's element through universal credit. Here just 42.6% of people agreed, with a majority 57.4% registering their disapproval. This was mirrored in the open text comments with statements such as 'Carers already receive a low allowance so cannot afford to lose any amount' being received.

A further trend noted from the open text comments, both in relation to Q4 and in general (as reported at Q5) is that many respondents continue to feel confused by the complexities of the LCTS scheme. Comments such as 'I do not understand what the implications would be here. e) I do not understand the implications of this situation' and 'Regarding e and f above – do not have enough knowledge regarding these benefits to make a comment either way' were not uncommon responses. Indeed some 26.4% of those who left a text response to Q4 voiced some level of understanding of the full implications of the proposals put forward.

Q5 Respondee were invited to make any additional observations on the scheme and 96 people chose to take up this option offering a range of opinions, from general comments on the delivery of the survey, 'Think this form could have been more user friendly – lots of figures but not much explanation as to the consequences of each decision. Surely each case can't be as black and white as you suggest - 4c and d for instance?' to 'Please don't stop the financial assistance scheme in rent and council tax'. It is clear that in spite of the LCTS scheme having been in operation for a number of years that there is still a general level of

confusion amongst the public. Comments in this section were indicative of this, though respondees had obviously attempted to complete the form – ‘More information regarding ‘LCTS’ would be helpful!’ and ‘What is a LCTS Scheme?’ are just a few examples.

Q6 Although 1206 responses were received via the paper and online surveys, only 1177 people chose to enter their postcode data. This still provides a comprehensive dataset and permits the plotting of response distribution across the district.

Q7 Of the 1172 people who answered this question 93 indicated that they were in receipt of LCTS. This represents 7.9% of those who replied.

Q8 In relation to the previous question 80.6% of those in receipt of LCTS, some 75 people in total, noted that they considered themselves to be in a protected group (pensioner/disabled/carer). AS a group these respondents represent just 6.4% of the 1172 people who answered question 7.

### **Survey trends 2016/17 versus 2017/18 schemes across all streams**

A comparison is made between the results of consultation run in 2015 for the 2016/17 scheme and that run in 2016 for the 2017/18 scheme. A direct correlation of any responses is only reported here where the same question was asked in both surveys.

Overall the response rate to the survey has increased by 10.7%, rising from 1089 in 2015 to 1206 submissions in 2016. Across the two delivery streams, though, there are some differential rates of return with a nearly 3% jump in web submissions. Although still very much the non-preferred route for the majority of consultees, online responses this year accounted for 7.5%. This is perhaps indicative of the aging demographic of the district where residents still feel happiest completing a paper questionnaire rather than utilising an online resource.





Support for protecting pensioners from the implications of the scheme remains high, only dropping by 1.7% from 95.2% to 93.5%. The number of comments received in relation to this question has, though, risen significantly from 90 to 145. A further question asking residents to express agreement or disagreement with the proposal that the Council should keep the rate at 12.5% was asked in both the 2015 and 2016 surveys. Approval levels for this course of action are still high but have slipped by 6.3% in the past 12 months, down from 77.9% to 71.6%. Supporting comments dropped just marginally from 250 to 247.

Approval for continued support for the town/parish element of the LCTS scheme has also slumped. This has dropped significantly from 93.5% in 2015 to 63.8%, a tumble of 29.7%. As with the first question the number of comments received has risen significantly, this time from 90 to 166.

Question 4 dealt with government benefit reforms and forthcoming amendments to rules. As this is a new section, no direct comparison can be made with results obtained in 2015.

As in the previous year, repondees were invited to make any further observations in a free text box. This has dropped from 123 to 96. Given that overall there has been an increase in the number of comments appended to questions 1 through to 3 there would seem to be a general trend in people focusing their responses rather than waiting to add them in a final catch-all box.





With regard to the basic profiling carried out at Q6 to Q8 for the survey, the general geographical spread of those responding is much the same as in 2015. There was also, as in 2015, an opportunity for consultees to indicate if they are in receipt of LCTS. A slightly higher proportion, 92.1% up from 90.3% noted that they are claiming the benefit, though a smaller proportion consider themselves to be in a protected group.

Overall submissions	Result counts (percentage)		Trend
	2016/17 scheme	2017/18 scheme and trend	
Total number of paper submissions:	<b>1042 (95.7%)</b> 47	<b>1115 (92.45%)</b> 91	
Total number of web submissions:	<b>(4.3%)</b> <b>1089 (100%)</b>	<b>(7.55%)</b> <b>1206 (100%)</b>	
Total number of submissions:			
Headline question	Result counts (percentage)		
<b>Q1</b> The Government has said pensioners on low income must be given full protection from the implications of this scheme. Uttlesford's current scheme also protects disabled people on a low income and carers on a low income. Do you agree with this?  If you wish to add a comment, please do so.	<b>Yes 979 (95.2%)</b>  No 49 (4.8%)  90 comments received	<b>Yes 1098 (93.5%)</b>  No 76 (6.5%)  145 comments received	  
<b>Q2</b> For each 2.5% of increase the LCTS recipient(s) will need to pay, on average, an additional £39 of Council Tax each year.	<b>Yes 800 (77.9%)</b>  No 227 (22.1%)	<b>Yes 824 (71.6%)</b>  No 326 (28.4%)	



Overall submissions	Result counts (percentage)	Result counts (percentage)	Trend
<p>page shows how much each parish received in 2016/17 and how much they would have received if the grant had been reduced by 50%. It would be up to each parish/town council to decide if they wished to cover the shortfall in grant by increasing their part of the Council Tax.</p> <p>Do you think the council should:</p> <p>Continue to pay the full grant</p> <p>Reduce the grant by 50%</p> <p>If you wish to add a comment, please do so.</p>			



<b>Q5</b> Further comments made regarding the LCTS scheme	123 comments received	96 comments received	
<b>Q6</b> Postcodes data entered	1014	1177	
<b>Q7</b> Are you in receipt of LCTS?	<b>No 909 (90.3%)</b> Yes 98 (9.7%)	<b>No 1079 (92.1%)</b> Yes 92 (7.9%)	
<b>Q8</b> If you in receipt of LCTS are you in a protected group (pensioner/disabled/carers)?	<b>Yes 83 (91.2%)</b> No 9 (9.9%)	<b>Yes 75 (80.6%)</b> No 18 (19.4%)	

## 4. Appendices

### 4.1 Open text responses received

The following open text responses were received.

**Q1 The Government has said pensioners on low income must be given full protection from the implications of this scheme. Uttlesford's current scheme also protects disabled people on a low income and carers on a low income. Do you agree with this?**

Lots of OAP's and disabled have a lot of money and are well off.

I do not see why pensioners should benefit from this scheme. There may be a case for disabled people and carers, but including them in a scheme designed to "help people into work" is just another example of the chaotic way that support is managed!

It should be means tested for pensioners.

Difficult to understand what the financial implication is of this to either the council or the pensioners/disabled?!

Many carers and others on low incomes have well-paid alternative jobs and on which they usually don't pay tax. Most own a car which I can't afford to do.

However if the carer and the disabled person share the same house their joint income should be taken into consideration.

Although there is no reason at all why pensioners should be protected - should be means tested.

Don't assume that all pensioners are on low incomes.

What is considered to be a low income.

Yes I agree to a certain amount. I just think that a lot of these cases should be looked at a lot deeper.

There must be sufficient checks to ensure disabled people are continually disabled.

I agree for this year, but the simpler that overall provision for welfare support, the better. For next year, the benefits for the disabled and carers on a low income should be examined to establish whether these in fact provide adequate support without the additional element of LCTS.

Not if they have big bank balances.

Pensioners on low income should be helped.

I agree completely about all three groups described above, provided they are on low incomes. However there are instances where people are allegedly on low incomes, who disappear on holidays annually, still smoke and attend clubs regularly. This type of defrauding needs more investigating.

Within reason, but not at a level that would disadvantage other council tax payers. This level should be in line with other local authorities as a different mix of people will require spending in different areas e.g. recreational facilities.

Depends of how much are the income. If the person have a low income it is ok, but if not, the case will need to be studied.

There is to much abuse of the system. Genuine cases should have help. Charlatans need to be weeded out as they are taking away from the real genuine claims many that are in need get missed.

As long as these people are really on low income.

Your q is ambiguous! I agree with the Uttlesford position.

Councils should not walk away from their social responsibilities to line their C.E.O's pockets!

They should all be protected if necessary means testing should apply.

Some pensioners and the disabled have high levels of disposable income.

Agree

I also would like to see low income working single parents having a discount in proportion to what income under £20k they earn.

I disagree with the whole basis of the LCTS scheme. The explanation given above seems to regard the reduction in the number receiving LCTS as a virtue - I say it is the opposite. ALL those on low income, not just pensioners, carers and the disabled, should be given access to the scheme. I write as a "pensioner" myself and would be prepared to pay a higher council tax myself to protect all those on a low income.

The extension to protect disabled on a low income along with carers in similar circumstances is both morally and financially the right thing to do. People/society should be judged on how it supports its most vulnerable - well done.

I agree fully that pensioners on a low income as myself should be given full protection as the cost of living keeps going up, it gets a lot harder to manage.

All vulnerable household groups should be protected.

who defines "low income"? Is it nett or gross? Does it take a/c of cost of necessary support eg medical care?

I am unable to comment on most of the questions. See 4 only

No idea. I don't understand the implications of this scheme as referred to in the questions

We must protect the most vulnerable in our society.

As long as disability has been reassessed on regular basis.

It would seem from figures overleaf that Uttlesford is particularly protective of the named group.

What is considered the threshold of income for pensioners?

This should only be the case if born and paid NI etc tax in UK for last 3 to 5 years.

Those who wish to work at retiring age should be encouraged to do so. They so often have a stronger work ethic than many younger people.

As long as all claimants are genuine and have been fully checked and verified.

They should do that to keep people safe!

Pensioners should be fully protected and be able to have the council tax at no charge.

It is vital that all vulnerable people are protected, especially pensioners and the disabled, visually impaired etc.

It depends on the individual as to their background and history. Some people have spent their money or wasted it during their working past. This can be why they are on a low income. Some are just carefree individuals who do not save but keep any savings below £3,000 to get the maximum claims possible. Why should they benefit.

And as someone who can afford to pay council tax, I believe those like me should subsidise this.

I have never heard of this LCTS scheme but it sounds like a good idea. Pensioners and particularly disabled ones need all the help they can get as I have found.

I fear that not all low income pensioners and disabled people and carers will fill in form and therefore not show an accurate assessment. There has not been any publicity about the form and how important it is to fill it in and the outcome won't show a true percentage of disadvantaged in the district that has contributed to the survey.

Minor disabilities that do not cause impacts to income should not be covered.

I had full support as low income and low rate personal income payment from EHDC. I moved into Essex area and find this is no longer automatic support. Instead I am asked and told "Do you have a room specific for a wheelchair"! My disability (so far) does not include use of wheelchair. There are many disabilities as this for PIP.

Surely there is no question of changing this policy? Monstrous.

It is very important that the elderly and people who have a disability is protected because some of the people with a disability are not able to work.

PROVIDED that disabled people and carers are genuinely looked after and have a reasonable quality of life.

I am a disabled pensioner, after a 40 year working life on a farm. Over recent years the government has made quite a reduction in our, that is my wife and I, our living standards. The assistance that UDC has helped us with is invaluable and a safety barrier against extreme poverty. I do fear that amongst young and healthy, working people that there is not too much sympathy with the plight of elderly disabled pensioners and until you are such, then that is understandable. We need help.

What a waste of the excessive amount of council tax all this \*\*\*\* is.

I am very fortunate that although I am a pensioner (and pay no tax) I am not on a low income, but those pensioners who have only their pensions to live on must find it very difficult to make ends meet.

On balance yes, this in line with government policy to minimise the liabilities and obligations of the poorest - off in society. However, how does one weigh a pensioner who has run down his assets and is capable of work, against one who has always struggled financially in life and deserves his dues in later life? It's a hard call.

It is important to do so if you are a pensioner or disabled you still pay FULL VAT on most things if changed if change to be made could someone look in to this problem little hope but the problem is REAL.

Who could possibly object! One mans cut back is another persons job loss!!

Be very careful before equating or linking Uttlesford's response to government decisions, and the 'Government's' decisions themselves - the motives may be quite different. It says above: "the governments aim of the reforms" - as if this were accepted as the case. The government's 'aims' may be quite, quite different - and certainly nothing to do with 'helping' people into work! (by the way, it should be FOR the reforms, not OF - very poor grammar!)

I agree to Uttlesford's scheme of protecting disabled people and carers on low incomes.

Paving stones and man hole outside shops (indian restaurant) Great Dunmow High Road, are dangerous and a severe trip hazard, these have been reported but no action taken.

Why is it that 2 sisters living together on \*\*\*\*\*, pay little or no rent or council tax, have seven dogs and three cats to feed. Their income is more than some couples both working and pay full rent and council tax. Does this seem fair to you, it sure does not to me. They both also smoke, other people are not able to afford to smoke let alone have any pets.

I didn't understand the question!

I'm sorry, but although I am a university graduate, I feel unable to complete this form. It has not been explained on this what the consequences of completing this will mean to the area and to residents. I feel this is a paper exercise in consultation and not a true consultation.

I think there should be a caveat on pensioners - in line with the removal of the spare room subsidy. If low income pensioners are occupying above CT band A/B and the property is under-occupied they should NOT receive LCTS. I agree that disabled people and carers on a low income should be protected - but not passported so that LCTS acts as a disincentive to work. And why can't we extend to lone-parents on a low income?

What Scheme? Any scheme is unknown to me.

Only to pensioners, disabled and carers.

I feel that provision should be wealth based not income based. This is not a suggestion that provision should not be provided to those with assets, or that, for instance, a house someone strove years to acquire should be seized - work needs to be encouraged, but maybe state support could be levied against an estate upon death and assets frozen as in a CCJ until that point.

Agree with above and would want this to continue into new scheme.

I agree if you put into practice and be honest.

I believe persons falling into the categories above have few choices about their incomes and earning potential so it is right that they are protected from welfare reforms, i.e. government reductions to the welfare budget.

Uttlesford is one of the more affluent areas in Essex. We should be able to look after those who are in need or less fortunate.

Without this protection we would be extremely much poorer. I didn't ask for the illness to be so bad, and my carer looks after me. Without available support we would be even worse.

These groups of people deserve support like this as their lives are more difficult than most peoples.

With the bedroom tax, this is causing hardship to many people including ourselves (£110 per month) in receipt of disabilities income the figure above hits very hard! and comes straight out of our benefits - SCRAP IT!!

However, there should be rigorous checks to ensure those who state they are disabled, and carers, actually meet the criteria.

There should be more education for people in 50s to plan for retirement. I would not want any pensioner left in a difficult situation, this is leaving it too late. Help is needed earlier.

Having been a carer on my own - whilst I myself have a disability - looking after a disabled child, I have had to give up a career and income and paid my taxes into the 'system'. I now rely on the protection to disabled people and this must be maintained to all those who require it. The council could NOT afford to pay carers and parents for the care, protection and teaching they provide to vulnerable individuals.

Every month our real money goes less and less but very hard to get more help.

Financial assistance to low income pensioners will help them stay independent and in control of their lives.

Banning vans from council encourages fly tipping. If your dog fouls £1,000 fine. If you fly tip £200 fine should be other way round.

I would qualify my answer by saying that there are a number of people who make no attempt to save for retirement during their working life so care needs to be taken to subsidise them at the expense of those who have made an effort to save.

We need to protect the elderly and the disabled as they are the most vulnerable in our community and deserve our support.

Provided it does not go to benefit cheats.

Please continue to protect and help those who need it. We will all be pensioners one day and equally an awful illness could hit anyone of us at any given moment. Caring for a loved one is traumatic let alone having to worry about money.

Yes protect disabled people.

I believe severely disabled people on a low income should be protected.

Yes pensioners and disabled people get full benefits as they suffer enough as it is with health problems and many of us are on very low incomes and sometimes go without heating or food just so we can pay our bills.

As a pensioner on a low income I have to depend on my savings that I have saved through my working life. I need all the financial support I can get and often feel that the government forget about the elderly especially those like myself who live on their own.

No one on a low income should pay anything.

There should be a very comprehensive examination of claimants to ensure that they are entitled to the correct amount support.

Without full details it is hard to know what this means. However, it seems reasonable to protect pensioners if their income is poor.

As long as they are not taking the Micky.

Of course if pensioners (of which I am one) Are on low income they must have support - Prices - keep going up - our income hardly moves.

People who have disabilities are not themselves disabled, but do need (and merit) support to help them to manage their problems and live as independently as possible. 2. 'Carers' covers a range of situations. Some give support to help their people live independently, even to be able to work; some carers provide full-time care; some carers are employed professionally, often part-time from choice. These different circumstances need different types/levels of care/protection.

The government welfare system - to help people into work and support the most vulnerable. NO THEY DUMP THESE VULNERABLE PEOPLE NO HELP NO ADVICE NO MONEY FACT!! BUT LOOK AFTER EVERYONE ELSE!!

If people are severely handicapped - they need help always.

Council has to be much more precise on the phrase. "Full protection" - see how much.



I agree with this, because what other option do they have very little money?? I think they have put enough money in over the years, they should be exempt from this scheme. I'd like to think my council tax would be helping vulnerable people.

I agree with the scheme but find that not enough is allowed for full time residents and ex worker who were born and bred in this country.

Are they all British citizens?

Low income - no income - we don't get pay rises - we just get threatened about disability payments - lowering the pension and disability rates get rid of bus passes? (we don't have a car)

I think it is absolutely appalling that you are, targeting the elderly and disabled in order to make cuts. Most elderly have worked hard all their lives, and I'm sure would like to continue to do so! Some cannot even afford to heat their houses!! Disabled people would also like to work, but are unable to! So STOP taking away from the most vulnerable, and giving to the work-shy parasites with 4 kids, by 4 different fathers, who can and should be working!!

These people have little control over their income and should therefore be protected.

Depends whether or not the scheme would benefit them.

Any person in need on a low income deserves protection, even if it means the better off (including myself) paying more.

We are living in a wealthy area and should support pensioners on low incomes and disabled people. This is a mark of a civilised and compassionate society and there is no excuse in Great Britain in the 21st century not to carry out this responsibility for those who need some help from those who can afford it.

We must support all vulnerable groups.

A lot of elderly people had low paid jobs early in their lives. Why not give as much help as possible. Uttlesford Council are very good.

Why do pensioners have to pay income tax when they pay well over £500 per month in rent and Council Tax. Apologies, my child has drawn on this.

To make the right decision it would be helpful to know what a low income is.

The mark of a good society is how it cares for the weakest and most vulnerable.

Pensioners and disabled on low incomes are important - probably more important is small children who should NOT be going to school hungry as we are not told some poor children are (going to school) hungry in Uttlesford. There are an awful lot of very wealthy people living in Uttlesford who are mainly excellent - good people.

Provided that the claimants are genuine.

Pensioners, disabled people and carers should always be protected as they are the most in need of any support they can get.

Not sure to say 'yes' which I would do to support disabled and carers. However how do benefits play a part in level of 'income'?

Everybody on a low income needs support, whether they are a pensioner or working age.

See comment at part 2

Everyone with a low income must be given full protection from the implications of this scheme.

Obviously pensioners on a low income must be given full protection but so also do disabled vulnerable people need full protection - something the government and local authorities seem to forget!!

What you are doing is calculated to sow divisiveness in a recent article in the evening standard Clegg, who is partly to blame for this said: - "the generations are not at war with each other" not yet, but thanks to you and your kind things are heading that way. Still, of the two most to blame one has gone to the back benches, the other out of the commons altogether, good, serves them right.

They have enough struggles without having financial hardship too.

The Government then proposes to hitting people financially when they are down. I am happy to live in a caring community with the current councillors.

All people on a low income should be given full protection from the implications of this scheme, not just the old and disabled.

Pensioners on low income should have help with their payments.

Older people who are vulnerable need to receive all the help we can give them. Most of them have worked hard all their lives and frequently did not have an opportunity to save for their old age.

Two questions in one but only one answer option!

After checking they are genuine.

It may help pensioners remain in their own homes for a longer period of time.

The council need to protect the most vulnerable in our community.

Provided that the “lower income” is set at a realistic level and that the figures provided by the individual are correct and represent their total income.

Everyone should pay a share - plenty of people on a “low income” don't qualify for benefits so won't be exempted.

It is essential we support vulnerable people and those who care for them.

Only if pensioners/disabled/carers pay 20% tax or less - NOT if pay 40%

We once claimed Council Tax Benefit but made an error in completing the form. The letter sent to us by Uttlesford Council made us almost suicidal and we vowed we would never claim it again even if we were desperate.

I was employed as a caseworker for the Citizens Advice Bureau and still work in the charity sector for a disabled charity - it is important to protect those groups on disability benefits and pensioners. What with the new PIP assessment being 'stricter' than the old DLA system, these claimants are the most needy and vulnerable.

This question is lazily phrased and impossible to answer without prior knowledge of the 'implications of this scheme' which you make no attempt to spell out. However, given that the Government guarantees pensioners a minimum income, and given that pensioners are the fastest-growing group in society, and are often much better off in terms of assets like property than young people, it is no longer realistic to protect every 'low income' pensioner from economic forces. Also, what do you call a 'low income' for a pensioner, disabled person or carer? As I say, the question is so woolly and vague that it defies an accurate response, but in general I disagree that pensioners and other vulnerable groups must or can be totally protected from the impact of LCTS when other sources of State funding such as Universal Credit are designed to make financial allowances for those facing hardship.

It's a no brainer people, low income pensioners cannot afford the price of council tax..... council tax is another way for the government to spend on a jolly up!!!!

In principle there is no issue with this but care needs to be taken not to open the scheme to fraudulent claims

How do all residents know if Uttlesford gives full protection from the implications of this scheme. This is for Uttlesford to set out how they comply. do you comply? what do you mean by full protection? have you made any changes? how have you justified these changes ?

No one should need a top up to their Pensioners as they have had the same chance to add an extra top up to the government pension, they just used their money for holidays and cars etc.

Given that this protection is provided for those in most need, I am strongly in favour of the scheme remaining at least at present levels.

It should protect all people who cannot afford their council tax but it doesn't.

There should be some form of assessment or criteria not all individuals (pensioners or disabled persons) should automatically be eligible for LCTS. For example those that spent rather than saved for their old age. Provided they are genuine

## Responses received

**Q2 For each 2.5% of increase the LCTS recipient(s) will need to pay, on average, an additional £39 of Council Tax each year. The cost to the council of keeping the rate at 12.5% would be approximately £340,000. For each 2.5% increase the cost of the scheme for Uttlesford District Council would reduce by approximately £5,100.**

**Should the council keep the rate at 12.5% for a fourth year?**

## Responses received

15%

Why should Uttlesford be a better place than the rest?

Uttlesford seems to be out of step with everyone else.

Why is Uttlesford again using 12.5% the lowest in Essex should be increased sharply to at least 20%.

There should be a standard 20% for all of Essex.

It is unjustifiably low. We should at least be the average of Essex authorities. 20-25% seems fair.

Uttlesford should increase the figure to 20%.

Raise it to fall in line with the average above over a set period.

I think this should be taken by what are you live in.

There is no logic in having here the lowest rate in Essex. The Uttlesford rate should be 20%, in line with Braintree and Brentwood. But I note that in the most deprived Districts (Castle Point, Thurrock etc.) the rate is in fact higher than in the more affluent Districts.

That is excellent going, but if there are matters that require urgent attention I could well understand it having to be increased, but not into layabouts pockets.

The minimum tax in Uttlesford should be similar to other councils in Essex ie 20%.

Increase the percentage to be similar to other Essex Councils. The average is 22,25%. Its fair use this percentage.

We surely can and should maintain this support.

People are still struggling even with this amount.

Reduce it

Keep it

I do not full understand, but I think the council rate of 12.5% should be kept.

Reduce subsidy to 85%

This should be increased by 2.5% = 15%

It should be raised to 20% in line with the majority of other councils.

15% would not be unreasonable percentage

We can see no reason why Uttlesford should contrive to be so out of line in dispensing taxpayers' money. 50% would not be unreasonable.

The council should also consider reducing the rate as the demand is decreasing.

It does not seem to save much money if the minimum is increased and would probably cost more to chase the payment.

Or lower if possible to 10%

Round up to 15% to bring in line a little more with other Essex councils but I believe 20-3-% is too high!

Why do we need to be the lowest?

I would like the rate to be reduced, if possible, but certainly not increased.

However, you have the finer, global picture of need versus cost. So long as Uttlesford's representatives do what is right for the people of Uttlesford based on clear data rather than any government diktat it should be supported. Elected reps are elected to work for us not central government.

The council needs to explain why Uttlesford is so out of line.

For purely selfish reasons keeping the rate low would be great. However for the good of everybody it should be raised and the money saved spend on other services.

We should be proud to have such a low level.

Disgraceful that should have to pay any council tax.

Uttlesford's rate seems to be disproportionately low.

It would help if you stated how much effect this had on the council tax bill for everyone else - I'd guess it's such a small amount that most people would accept it, but I can't make a proper judgement about this without knowing the impact.

This does seem out of line with other Essex councils and could perhaps be raised.

UDC are way below every other council, so increase at least 2.5% per year until you reach 20%.

To bring it up to an 'in line amount' (20) is too much. The saving of £5,100 is minimal but expecting people to find £39 a year could be difficult for them.

As almost the lowest district in Essex, it would rise by 2.5%.

Don't understand the full implication.

Looking at the table it would appear that Uttlesford could combine its protective core with a small increase - say 2.5% - and still be, in this regard, generous.

Uttlesford is a well-off area so should be charged at least like Harlow.

Try eliminating unnecessary expenses i.e. road works that last and not repair again and again. Buses that run turn of light in council offices not in use

15%

The information provided above provides no basis for offering an objective, reasoned view e.g. what % are of the council's overall budget does £340,000 represent, what do the percentages in other councils mean in absolute terms.

You should come into line with other councils 15-20% seems reasonable.

The rate should be increased to be in line with other local councils - closer to 20%.

It should be in line with other councils.

The council should make it even lower.

Disabled people with - demand - to be treated the same as everyone else - they should pay the same, everyone's circumstances are different and many able-bodied people struggle to find money but do not qualify for benefits.

Increase by 2.5%

The council is to be congratulated on keeping this at a low level.

I suggest that the council explore the possibilities of crowdfunding the extra cost. The wealthy of the district will more than likely be happy to give a donation of an amount they themselves wish to give.

Uttlesford's rate of 12.5% is so far below other councils that it should increase to 15-20% to come into line with several of the other Essex councils.

15%

I think the money individuals will save will be more use to them than it will be to the council (or at least it will be put to better use).

Why not make them fully exempt if they really cannot afford to pay.

Inflation has to be noted.

As a resident lucky enough to be able bodied and, though a pensioner, without responsibilities, I would rather pay more myself than see an increase put onto people who cannot afford it.

The about statistics state 'minimum' not 'maximum'? 12.5% of what? I've said yes because it appears to be least very few people will understand the above. Politics!

We need to protect vulnerable people such as those on low pay. The amount of saving for 2.5% to the council is minimal, but the effect of any increase in amount allowed to individuals on low pay is very significant to them.

A gradual increase is more realistic, and hopefully would mean less likelihood of an eventual sudden large increase.

SUBJECT to my answer/comment on the first page. ("PROVIDED that disabled people and carers are genuinely looked after and have a reasonable quality of life")

Pensioners on low incomes should not have their small incomes decreased in any way.

Those in most need have been hit badly enough in recent years.

Think should be 20%

Uttlesford is a fairly wealthy district. If Uttlesford DC needs more income, it should look at re banding homes in Saffron Walden as these properties are banded far too low!



It should be in line with others ie nearer 20% otherwise others are subsidising LCTS recipients even more.

We should be roughly in line with all other Essex Councils ie 20% (staggered over next 3 years 2.5% rise each year)

You don't inform us on how any extra money would be spent.

Uttlesford D C is admirable in its record for assisting the most vulnerable of its people. Uttlesford is a relatively affluent area and its help in helping the poorer members of our society is commendable.

The above para is highly ambiguous. Is the absolute cost at the current rate £340,000 or does the 12.5% cause the £340,000 if the later, then 2.5% increase would save £68k.

The poor and disabled are in need of additional support resultant welfare "reforms".

I would like to know why UDCs rate is so low compared to areas of Essex with greater structured deprivation. Is it simply greater benevolence or is there more to it?

It would be reasonable to increase the % to 15% or 17.5% IF Uttlesford were planning to spend the money on something useful, not on keeping CT low for people with valuable (top 30% of bands) properties.

The rate could increase to 15% but no higher. Ideally it shouldn't increase at all!

Uttlesford is a pleasant place to live BECAUSE we help our weak and poor. It would be better to help them more not less - I'd make this 10%.

Far too complex to work out!

Up it to 15%!

I believe the council must support vulnerable people and families to the maximum possible in their time of need.

An explanation as to why Uttlesford rate is much lower than the others would have been useful!

If possible.

Since the entire region is being wrecked by endless horrible building, the council is obviously lolling in ever increasing amounts of revenue.

Not a good time to be talking about any kind of increase of payments, but better a 2.5% increase now than a greater increase in the not too distant future.

Council Tax should be lowered so that ALL residents pay the full amount for their property. People have a choice of how to spend their money - council tax or lottery ticket or cigarettes!

It is good that Uttlesford is protecting people on low incomes, rather than just copying what other councils are doing.

What ever the figure shows and are boasted about each year, I always end up paying more!

My feelings are that we are ALL expecting bills to go up - maybe 15% would ease the burden as the council - this chart does NOT show incomes/outgoings relative to each council/individual.

Raise to 15%

I don't think the info provided here is sufficient to conclude it should be increased. I would rather any savings were achieved through better targeting. Subject to assurance that provision is well targeted I would be happy to pay more council tax to support those struggling.

What scheme is at a rate of 12.5%?

Increase to 15% not unreasonable.

Increase to 15%.

15% would still be the lowest.

15% would be more appropriate.

With government cuts and cost of living rising those who pay should pay. It's all about community. Some pensioners and the disabled have high levels of disposable income.

Can't see why we are so far out to other councils?

25%

It should increase to allow for an improvements + expansion of services.

Too low. Match other Essex councils average.

Why should Uttlesford's rate be so much lower than other Essex councils? 20% is more realistic.

Suggest a gradual uplift to 20% more in keeping with other councils. Sadly we are lacking xxx in other essential areas which fall under council responsibility e.g. road repairs.

As a pensioner I would struggle to meet the increase charge of £39.

Uttlesford should be more in line with other councils - is it regarded as an achievement to be lowest?

Don't have a clue.

There is less work availability in Uttlesford compared to the other councils name above. Also, wages appear to be lower.

15% would be acceptable.

But please protect those disabled, and pensioners continuing.

To add 2.5% i.e 15% would be acceptable and avoid a possible massive hike in years to come. Set it at 15% for the next 3 years 17/18 18/19 20/21.

Raise to 15%.

How mean is Uttlesford?

Currently the highest discount in Essex. How long can the discount continue without affecting other services. 2.5% will be a small increase.

Perhaps an increase of 2.5% the 1st year we are way behind other councils.

The benefit to the council of increasing the minimum is very small in relation to the whole budget; the increase would have a far greater impact on the individual recipient.

2.5 increase would still be less than other areas.

The average appears to be around 20% which still represents a significant discount. A 20% figure would be fairer to those of us who pay 100%. Current figure is likely to attract those on benefits to the borough.

It would be reasonable to increase the amount payable, gradually to bring it in line with other councils in Essex.

Should be lower to be in line with other councils in the table above.

3.25 increase p.c.m is reasonable.

15% is still one of the lowest levels in the area.

Uttlesford District Council rate should be comparable to other Essex councils.

25% rate is fair.

The council get enough money from all the council tax they collect as the roads don't get repaired properly and the rubbish collected could do with some changes as well.

If possible.

Bring into line with other councils.

We think the rate should be increased to 15% which is more in line with other local authorities.

If this has to be increase at some time in the future it should be increase very gradually at no more that 2.5% in a year. The burdens on the less well of are difficult enough to manage.

Should not be any increase.

A slight increase would seem appropriate as Uttlesford is at the moment right at the bottom of the list.

As Uttlesford's rate is well below the rest, a slight increase is acceptable and sensible.

It should be risen closer in line with other Essex Regions - the average of slightly below.

I do not fully understand the question.

Increase to 20%

We are a wealthy and privileged area and can afford to look after the less well off.

yes

I am pleased that Uttlesford heads the table for care for our less fortunate neighbours. The aim should be to build on our generosity and lower the rate still further - perhaps to 10% initially.

Increase the rate by 2.5% or 5%

Insufficient if done in this country for the poorest/most vulnerable. Uttlesford is a very prosperous area that can easily afford to support those of modest means.

Increase to 20%

Uttlesford should be brought more in line with the other Essex Councils.

I do not think it is appropriate to keep the rate the same if the benefits that we get from the Council tax are going to stay the same or even reduce because of lack of funds. We need more benefits not less.

Uttlesford should move towards this norm, starting at 15% ASAP.

15%

Three years is quite long enough for a freeze. It has left Uttlesford requiring the lowest % of LCTS. I think it risks attracting more potential beneficiaries to live here.

Amount should be in line with similar councils so not to create a haven for benefit claimants.

A small increase would be acceptable.

Increase it to 15%

I would support an increase to 15%

If UDC keeps this up I hope the CAB gets a bigger building because the courts are going to get busy that means more spending so what GAIN!! More and more in dept!!

Otherwise what would it rise to.

The saving of £340,000 is an insufficient reason to reduce this support. This is no a poor area and UDC finances can not support the additional amount. If cabinet disagrees it should at least not eliminate the payment in 2018/19.

Average income are higher here so the council can provide more support than others do.

A modest 2.5% increase would still be on par with Tendring and the lowest rate.

Why is Uttlesford lower than most in Essex?

Times are hard - especially for pensioner so to increase c.tax makes life even more financially difficult.

Up to 17.5%

I do not understand the question but feel we should limit the outlay, however possible, on LCTS.

Perhaps a 1.5% increase?

People should pay a fair rate for the services they receive like all taxpayers. 25% would be a fairer distribution.

I consider an increase of 5% would be reasonable and still offer a good comparison with other Councils.

15% maybe money saved could help low income families towards school travel costs.

The statement made above appears contradictory when read. The first paragraph implies any increase on 12.5% would increase my council tax. The second paragraph implies it costs the council less if the 12.5% is increased. This implies an increase in my council tax either way.

As my previous response. We do not want to have people living in poverty in a supposedly developed world.

I believe a small increase is justified when comparing to other councils.

Good for Uttlesford - I feel proud to live here.

These are very complex questions and the questions seem to be expressed in a manner that suggests political obfuscation which makes the question even more complex!

Reduce, if possible to 10%. There are more houses and businesses than there ever were. So Council should have a greater input of funds from new housing.

What is the equivalent £ paid - this would be a better comparison than %.

All the new build houses in my area. My question is why is my Council Tax still the same rate.

Yes, keep the rate as it is - people who are already struggling, can't afford another £39/£78/£117/£156, or however much is decided to increase.

There should be no question. Pensioners disabled and carers on low income should be given every help available.

Council should absorb entire cost. This should come before all service except those you must provide by law.

It should increase. There is clearly justifiable scope for a small increase if these figures are to be believed.

Uttlesford contains a relatively high proportion of very prosperous households. We can afford to absorb it to alleviate hardship for households where every single pound really makes a difference to their wellbeing.

Sadly, with the expense of the Town Hall repairs and the many needs of the area I don't think they can.

An increase of 1% (or inflation) would not be unacceptable after 4 years. Assuming benefits % has increased in past 4 years.

Uttlesford totally out of step with other Essex councils, why? Average of others is 23% - needs to be increased to at least 20%.

In America you only get out of the state what you have put in. This should be the same for England. Pay Tax and NI for on yr. receive benefit for one year only!

Rate should be similar to other councils at 25%.

The % applied should be increased in line with other L.A.

Increase to at least 20%

15% will still be the lowest 2016/17 increase less than £1 a week. Unfortunately everyone should contribute in keeping UDC costs down.

Increase to 15%

15% should be affordable.

If you do not bring the rate in line with most other councils there will be a perceived draw to really low income families/individuals to the area.

Uttlesford is clearly out of step with other councils in this area increase to 15% in 17/18 should be considered and 17 1/2% the year after.

Rise to 15%

Increase to 15%

I would support a small increase, of say, 5-7.5% as we seem to be the most generous Council by far.

25% Same as others.

Bring it into line with other councils at say 20%

Uttlesford should follow the average (in percentage terms) of all the other councils in Essex. No reason why Uttlesford residents should be treated differently than anywhere else.

UDC rate should be no longer than the next lowest.

Increase to 15% in-line with Tendring.

12.5% is the lowest rate in Essex. To reduce cost to the Council, an increase to at least 15% should be considered.

It would be reasonable to increase it to a rate comparable with other Essex Councils.

Its much lower than all the other councils in the table. My own opinion is that it should be raised to 20%.

15% would still make UDC the cheapest council.

An increase of a further 7.5% would be a suitable increase bringing a total of 20% in line with most other councils.

We should be similar to other council's.

Increase in line with other Essex Councils

25%

20% is a fairer rate to pay and in line with the majority of other councils.

Increase to 20%

Raise to at least 15%, preferably 20%.

Should be at least 20%

Should be around 23%

Rate should be 20%.

UDC is lagging behind other Essex Councils, and should not be seen to encourage people to move here to take advantage.

Reduce to 10% further savings are important to make in an atmosphere of stringent cuts the programme should always aim to reduce to encourage claimants back to work.

Why is Uttlesford's % so much lower than other Essex Councils?

15% would be appropriate to the area.

20% is equitable.

Increase it by 3%

Increase to 15%

The rate should be raised to the average of 20%.

Standardise across the county at 20%

If taxes are spent to support the most vulnerable and the services are provided then those that are able to pay more should and the lower income families should not.

Bring rate in line with other councils. Uttlesford is the lowest band.

Rate should be the same (or broadly the same) across a county. Next lowest is 15%, most 20+%. Take an average.

If you wish to add a comment, please do so below:

If you wish to add a comment, please do so below:

it should be reduced. UDC should not be considering an increase.



Well done Uttlesford - But my Council Tax is easily my biggest monthly bill (by over 66%), and I have NO street lighting, mains drainage, gas or fibre to the house!

However, if it means the Council having to borrow money and getting into debt to do this then it should be considered.

Comparing it with other councils I would agree to a slight increase maybe 15%. I strongly agree with a contribution for council tax - as all the years working for the CAB when I had to do benefit checks and give general/debt advice, I would ask my clients for their council tax amount and there were only a handful of people in all that time that actually knew!

I believe the rate should rise to at least the Essex average of the other councils quoted in the table, and I would propose 20 per cent as a fairer figure. Council tax is already at such astronomical levels that it is only responsible for Uttlesford to stop being a fairy godmother with our money. It is striking that Uttlesford's current rate of 12.5% is roughly half the going rate elsewhere in Essex and a full two thirds less than Castle Point. Why does Uttlesford feel it must be so extraordinarily generous with council tax subsidies? What would be wrong in bringing the council into line with the rest of the county?

25%

Uttlesford appears to have a very low rate at 12.5%, a gradual increase would be appropriate

It should be raised to be brought into line with other councils

It should be brought up to at least the average of Essex councils.

Not if vulnerable and poor people are affected by your proposed cuts. Not if residents are not fully consulted. If I pay a 1% increase this would amount to £3 a month ( a cup of coffee) and might help ensure pot holes are repaired and save me the cost of a new wheel, (not tyre) and might help ensure that public services are not closed. Not enough information is provided in Uttlesford life and other media about the services provided and the cuts. The Council is too keen to talk up their services and they should consult more about the challenges of budgets and raising standards.

It should be more comparable to other areas of Essex (which are generally around 20%)

It is time this was reduced.

in this period of austerity and uncertainty about future incomes all residents should share the burden of LCTS and therefore a small increase should be made

% to increase to 20% matching other areas lowest

The government should scrap the scheme and bring back council tax benefit but they would rather the rich got richer and the rest of us get poorer.

Uttlesford should increase its percentage to the average of other Councils - thus, as I understand it, increasing its available funds for other activities that benefit a wider number of residents and probably some more deserving ones.

I think the rate should equate to the average of other councils rates should be increased in line with inflation.

Still seems low in comparison to other councils.

Uttlesford seems far too generous compared to everywhere else in Essex. Uttlesford should raise the rate to 20% at least.

Uttlesford is making a significantly larger contribution than the other Essex councils, which seems excessive in these financially challenging times

Uttlesford's rate should be more in line with other Essex councils but to achieve this the increase should be introduced gradually over a few years.

**Q3 In simple terms, parish and town councils set their budgets by deciding how much money they need to run their services and then dividing that amount by the number of homes in their area.**

**The LCTS scheme reduces the amount of money the parish will receive as some households will not pay full Council Tax. For the last three years the council has provided grants to parish and town councils to make up the difference. In 2016/17 this cost £154,000. The council proposes to reduce this grant by 50% next year ... It would be up to each parish/town council to decide if they wished to cover the shortfall in grant by increasing their part of the Council Tax.**

**Do you think the council should:  
Continue to pay the full grant / Reduce the grant by 50%**

## Responses received

Each Parish and Town Council should pay their own way. Balance their books!

It's just book-keeping. Robbing Paul to pay Peter

Town and Parish councils can raise their precept more easily than UDC who I believe are capped by central government as to their ability to raise money - the taxpayer has to pay whichever way it falls.

It is vital that this is continued.

In the end it all comes from us.

They should have their own grants etc.

Selective support may be acceptable, depending on the causes of the need being justified. But general support could lead to unjustified dependence.

The Councils should be responsible for their own losses.

Council tax is charged across the full area of the council. Town and parish should not be involved.

It surely makes no difference where the money comes from, it will be paid by tax payers.

Yes: (in the interests of 'keeping things simple'!)

Parish Council so charge the right amount in the first place.

Local/Parish councils must propose and execute their own budgets. Makes Councillors accountable for their own proposals and results.

Need to know what they do first before I can answer this.

Have to pay for it either way so makes no difference.

The money saved would be better spent on the section of the community who need it and who the council are currently cutting.

Depends on other factors. A yes/no answer is not as straight forward as you have worded it.

Unfair

However I am aware of Parish Councils who have tens of thousands in reserve, never touching it whilst contingency cash is good practice, perhaps those with a sizeable pot do not need a council boost of cash.

Times are tough for Councils. Households will have to absorb the few pence increase in Parish Council Tax.

Not sure/don't know.

See Q.2 reasoning.

It is impossible to answer this without more knowledge of what the councils concerned are providing, and what will suffer at parish or district level if either has reduced funds.

Parishes should be able to self finance their needs.

Providing there is not a difference between Town and Parish Councils and one may be expected to oay disproportionately more than another - NO.

People should pay the difference themselves.

If the county council is prepared to find the shortfall of other Councils at a minimum of 20% why should Uttlesford be different? The only losers are Uttlesford residents who should expect the same level of service as elsewhere - less money available must reflect in reduced services.

The system you are using encourages financial discipline rather than thrift.

It is more important to protect disabled vulnerable people than to protect the generality of tax payers from increases.

This layer of council should be abolished entirely - it is unnecessary and a waste of money.

Each town or parish council should shoulder more responsibility to fund their spending.

A very small increase in highest band properties would easily collect the amount stated.

They should live within their means as all of us are always advised to.

Yes - but scrutinise how they own their budgets - to be satisfied that the funds are applied for policies Uttlesford supports.

If possible

(Yes) although ultimately the same tax payers are paying!

Why can they not budget for it themselves?

Essex County Council should bear the cost.

Town and parish councils should set realistic budget for the needs of the local community and they should stick within those budgets. They should be able to hold contingency funds.

It's swings and roundabouts! We would pay through our Council Tax, however it is labelled!

I think this relief should be better targeted at those councils with the highest need.

The grant to our village is too high at the moment. Villages like our village (the majority) take on developments / so called improvements unnecessary which would not occur if funds provided by Uttlesford were less.

I don't know enough about this to comment. I would like the area to be liveable in a by a range of socio/economic classes/groups, so if support in this way would help that, my answer would be yes.

I don't understand this question and I am not so very stupid. This questionnaire is NOT right.

Councils should as much as possible raise their own money and justify it to the voters.

I have yet to find out just what parish councils do?

Transparency means UDC, Town and Parish Councils should truly and accurately demonstrate THEIR costs. By hiding a proportion of the costs inflates UDC costs. Whilst the tax payer will pay the same, each council should take full responsibility and accountability for THEIR costs.

This needs to be directed to the recipients to shoulder.

I feel local areas should meet their cuts. These are usually for benefit of their local areas. I am not happy to have costs from other districts charges to my area (precept).

The charge to residents should increase.

Grant for what (why do the P' and T' councils lose money?)?

Yes, because this helps distribute wealth from richer to poorer parts of the district.

Local communities should have authority over their own budgets as well as responsibility.

Parish and Town Councils should raise their own income in order to maintain transparency of operation.

See above.

If an area has a higher proportion then why would local town/parishes suffer.

Again, what does this mean per household. If it is just a few pounds I would be prepared to see the increase to my charges.

But only if this is REALLY financially possible.

My parish council do almost nothing yet take a healthy precept. Let them use that or Uttlesford DC can use the money for other high priority services.

We'll be paying it either way.

My parish council still give money to the church for their fire insurance. Surely if church goers prayed harder, they wouldn't need it! Better still, the church should make the "goers" pay an entry fee, should not be a burden to council tax payers!

Town/Parish councils should pay their own way so we can judge their financial performance.

As Above ("A figure between 20-30% in line with other councils. The subsidy provided by Uttlesford is unaffordable given the need to show austerity") - ultimately tax payer will end up subsidising, wherever the responsibility falls be it Uttlesford / Town / Parish council.

It will hit people somewhere else.

If there is a shortfall in grant availability then other residents should bear the cost.

Town and parish councils should be empowered to set own rates and stand by their decisions.

Town and Parish councils would be more answerable to their residents.

Parishes/towns should have some impact on finances as district

I think the council tax is already enough, over £100pm from each household! Traffic congestion and road states are shocking. The character of the town is being lost by putting as many houses as possible that look like ugly messes.

The money all comes out of the same pockets ultimately, and the present system allows PCCs and town councils to focus "their" budgets on other, more local issues of importance.

The amount should not be increased. To stop the grants then the money would be kept by Uttlesford and disappear into its budget.

Town and Parish residents should pay for what their council spends - and know that they will - local accountability.

Town and Parish residents should pay for what their council spends - and know that they will - local accountability. The Council should remove the discounted subsidy from 18.5% to 20% and fall in line with other Council's. This will lessen any need to provide grants.

As above, subsidised living is not the way forward, I have worked and saved for my old age and continue to do so.

As above, subsidised living is not the way forward, I have worked and saved for my old age and continue to do so. It depends on how much the council gives to each council.

By removing part or all of the protection would ensure each parish/town council continued to focus on their local area responsibility to control claimants.

Every household across the district should pay the same rate for each band. It is unclear why these subsidies exist and whether there is any benefit to the region as a result.

Why should my money be taken to other parish councils where it does not benefit me/

Either way the resident still needs to pay. By putting the onus back to Town and Parish level local residents will be more aware of the cost to the town/parish.

Uttlesford needs to be more realistic about budgeting and citizens should be aware of what they have to pay for. Perhaps we should stop funding all unnecessary organisations.

I feel that there needs to be a big shake up. Why does the council need to provide grants. The expenditure for town and parish and district councils need to be looked at!

Depending on what the town/Parish budgets are being used for ?

It's irrelevant how the taxpayer pays for this , They will still have to pay one way or the other. Bureaucratic nonsense!

Towns and parishes need to appreciate the cost implications of policies and should not be safeguarded

I may have missed something here but I believe the onus should be on town and parish councils to set the precepts they need and work within them. If the grant is phased out it might reduce any pain by spreading it over several years.

why should we

Parish & Town Councils have the ability to raise their own precept and without limits, if they require more funding the money should be raised locally in their boundary and not expect to be topped up by the District as a whole. Where this has gone wrong is Saffron Walden Town Council for example puts Council Tax up to pay for services they have taken on from Uttlesford while also accepting grants.

If town and Parish councils are spending the money they should have to justify the raising of it to the residents at election time

Stop the support

OR 100%

Any sensible governance would devolve power to the lowest level that can use it, even at the expense of "senior" bureaucracies!

Local Councils can increase their parish share accordingly. Residents can then see exactly where the money is going.

This would make the LCTS scheme more comparable with other Councils.

The people who we use the services should pay for them why is the Council supporting the parishes at all?

The Parish Councils do an important job, Uttlesford should therefore support them fully. Not line their own pockets.

Pay full grant

If percentage increased as above P/councils and T/councils would receive more from these households and D/council full grant would reduce.

The council should find the £154,000 by cutting jobs within the council offices. Too many overpaid and underworked people working for the council. Tax money should be only spent on those who really need it - the poor & needy.

Parish councils should consult before choosing to increase their part of the council tax.

Town and parish councils seem an anachronism and should be abolished. Their work could be done by charitable trusts or volunteers.

Why should helping the poor affect parish/town councils.



It's unfair as some areas will have far more LCT recipients - council should continue to pay full grant.

Increase CT for top 2 bands, increase CT on properties empty for 6 months & on 2nd homes to make up shortfall.

Whilst understanding the external financial and political pressures impacting on the UDC, any reduction will have to be made up from somewhere or standards will drop rendering vulnerable people at even greater risk. I'd like to be assured that pressure is being strongly sent back to centre. You represent us - fight for us.

I'm not convinced that the starting point of councils deciding what they need to run services in the first place is a prudent way to budget, and too subjective on local decision makers.

Items 1-3 seem a reasonable way to assist people on low incomes and for the rest of us to help.

The majority of the funding appears to be allocated to the highest % of hardship/high unemployment areas. I suggest you allocate funding to the greatest need on a 100% basis.

Duplication (or multiplication!) of admin for parish councils would be ridiculous.

? Where does Uttlesford get the money to make up the shortfall?

Surely it makes no difference; we, the rate payers, will end up paying in one form or another.

Or wipe it out! Otherwise why bother? Gt Canfield, Langley, Little Chesterford etc are hardly going to be having parties or doing anything constructive with such small amounts of cash.

Otherwise households like myself will bear the brunt (we pay full council tax). Maybe consider reducing by 25% instead.

If grant is reduced, parish councils will have to raise precept. Parishes have a very tight budget. Don't understand as above.

With the small increase suggested (as above), perhaps the full grant could be maintained - or a much smaller reduction than one half!

This is too hard to call! I will go with the council proposal.

It is a disgrace that SWTC have been allowed year on year to spend taxpayers money at will. Must be stopped, 50% reduction minimum.

A 50% reduction is huge, like a 50% price increase. With inflation, the base rate of general costs being very low, why would UDC impose a 50% hike in reality?

50% is too large a reduction in one go. Having recently had dealings with Essex CC I am at a loss to see exactly where my council tax goes - certainly doesn't benefit the Uttlesford area. I cannot answer this question easily because I don't know how the £154,000 grant is funded. 1. If it is from central government then a 50% reduction is clearly going to impact council tax payers. 2. If the £154,000 is funded out of general council tax revenue then it will have little net effect on council tax payers.

Why should others pay for some who have never bothered to consider their future. But there are others who perhaps deserve help because of bad health.

Keep all payments for disabled people.

Same as above but at parish level.

Parish councils should calculate on a rough means tested basis, not per home, but by ref to the home's rateable value.

This is a cost that must be borne by the whole area otherwise parishes with a high % of claimants suffer.

Undecided.

We live in a 'wealthy' area and the parish council should be able to cover this shortfall.

The council should pay the full grant to all parish and town councils. They should not try to pass the cost to individual households via the parish/town councils.

Unfair on areas which have more benefit claimants.

Unsure how parish council would cope.

Why not reduce the grant - but by less than 50%. "Every little helps" (Tesco)

Paying full grant - reduction by 50% is too much in one go.

Again I do not understand the ramifications upon the individual, other than you require individuals to pay more.

Uttlesford is generally a relatively wealthy area. However, there are parishes who will have a higher proportion of those on LCTS. Reducing the grant puts more of a burden on those Parishes so would be unfair.

Communities with higher numbers of reduced payment households are usually the very communities which need a helping hand.

Villages are more dependent on grants than many towns in the north of Essex; I would be happy to reduce the subsidy to towns but maintaining for villages in the Uttlesford.

To reduce the grant would seem to favour wealthier areas with fewer recipients of LCTS at the expense of the less well off.

The Parish and town councils in Uttlesford need more money, not less.

If council don't continue to pay full grant this shortfall should be partially offset by item 2 above (increasing LCTS recipients contribution)

Why does Saffron Walden have the highest grant?

Responsibility should be devolved down to the lowest level of competence - and closer to the voter and tax payer.

Most payments are of smallish amounts in absolute terms and it is not appropriate to reduce them by 50% forcing the councils to increase their CT.

A reduction of 50% is appalling. Up to 10% reduction would be acceptable, as long as no further reduction is made the following year.

Since any shortfall can be covered by increasing the CT, this proposed change would be a costly one.

Uttlesford is a pleasant place to live BECAUSE parishes have adequate funds. Grants should NOT be reduced.

Too complex!

If the cut is made it will mean that P/C and T/C will have to charge resident much more by the precept change NO not a good more don't do it.

We must help people in their time of need if we are to be a civilised society.

Continue to pay the grant until more information has been made public and a full discussion has taken place regarding the practical implications of a shortfall in grant to local parish.

Keep as it was.

This money is invariably wasted on self-indulgent luxuries - well, maybe not invariably! - Like noisy carnivals, playgrounds etc. if people want them, let them pay for them!

Incremental reduction maybe.

It would be helpful to receive more information about what this money can be/is spent on.  
Trick questions. If the majority say to reduce the grant then Parish Councils will assume they have been given the green light to raise council tax accordingly rather than spending a small budget wisely.

If the Parish increases their part then the overall yearly bill will increase for everyone not just those on low incomes.

Don't know what the grant was used for so don't know the impact of slashing it.

Public transport should be vastly improved in the area if a reduction in the grant is made at the councils expense.

Too complicated to understand!

There is an irreducible number of people who have genuine difficulty with meeting bills. Some illnesses, and mental health problems are in this, where this is an absolute necessity. This group are not "shirkers".

Isn't this swings and roundabouts? Won't we all end up paying?

I fundamentally disagree that those areas with a greater share of low income households should be penalised.

Scheme is unknown to me!

50% reduction is too big.

The burden of finding the 50% difference should be relieved by the district rather than the parish councils.

Allowing the parish/town council to decide devolves the decision to a more local level.

The proposal makes no difference to residents. It simply shifts the responsibility of making an additional charge to parish/town councils. This would seem irresponsible for the district council to take such a decision and leads to less transparency.

Without clearer explanation/information of expenditure of parish/town councils it is difficult to give an informed answer - more detail required for better consultation.

I think the council should use money they have invested and give the people a better deal altogether.

Reduce by 25%

Should continue to pay the full grant especially the low income, disabled, carer.

I would rather the parish councils receive their full allocation of funds, surely saving £77k is fairly insignificant to Uttlesford District Council.

By reducing the grant by 50%, many people in Great Dunmow and Saffron Walden will be affected, especially in the latter, where living costs are already pretty high. I'm pretty sure that council tax rise or cut in some public services will be needed to cover any shortfall, thus impacting even more people.

Just to reiterate said before, financial support is vital.

Reduce by 25%, following year 35%, following year 45%. To do it in one hit is very hard.

Residents could then elect the parish/town council partly based on candidates' policies on charges to households.

If this results in increases in c/tax which in Clavering is extremely high, many pensioners cannot afford any increase, which has already gone up this year.

We have already seen the implications of cuts to residential areas in the countryside, reducing my village will have serious impact that the parish would have to cover.

I am sure if all the local community chipped in towards the remaining 50% it should be able to manage.

Too expensive and complicated to administer.

Neither. Reduce 50% to 25%.

I am concerned that the towns provide services used by villagers eg tourist information centre in Saffron Walden but are not paying to provide them.

This will just move taxation from UDC to parosh in the same way Nat Gov moved it to UDC. Do you really think the public are not aware.

Increase the number of AFFORDABLE homes for people to purchase so the divided cost goes down, or remains the same. Build more homes closer to Audley End Railway Station.

Parish councils should bear a share of the cost.

Some rural areas need the support of Parish Councils much more, as we are generally forgotten about or ignored by ECC, so we need and deserve the full grants. It would be totally unfair to many regions to reduce these payments.

As above.

Not paying the grant simply shifts the burden. Whats the point of that?

I assume the amount to pay/receive in grant will change with those still requiring support or not. These are isolated figures and individual cases will often no doubt depending in other benefits payable.

Leaving parishes to decide smacks of the medieval! Charity for the poor from the church!  
(Parishes are areas disquieted within the purlieu of a church).

Isn't reducing the grant by 50% rather drastic.

Why not reduce the grant by 30%?

Reducing this grant by 50% seems excessive. I would think a reduction of 15% to 25% would be more acceptable.

No I think if Parish Council need help - they should receive help.

Neither. 50% is an unreasonable %age. Suggest 25-30%.

Again why is this the fault of the vulnerable. Maybe if the UDC looked in house at the waste of money by the way this shambolic outfit runs, you will get this money back!

Parish Councils are taking on increasing responsibilities and they support, if kept at the existing rate, is not excessive at £96,000 once again if halved it should be maintained at that level in 2018/19.

Does this matter? Either way it means a small rise in total Council tax, which we think would be ok.

This would be quite a small increase in Parish Tax.

Depending upon location - councils in some areas need to be individually assessed according to needs required of them.

These Parishes and Town Councils will have to prioritise elsewhere, I have to cut back all the time to pay my full Council Tax!

Do not keep building houses in the district as all villages are becoming too large which makes the roads more busy and it would seem the costs keep going up.

Less grant - less money for maintenance works.

Maybe the parish and town councils should be challenged to find ways of making up the shortfall, or/and encouraging more volunteer activity.

To provide the same quality of service they would almost inevitably have to increase their part of the tax which would cost and make the change immediate as the costs would still come from Council tax payers.

Parish Councils do a very good job. Why destroy what's good.

UDC should (by law) give villages the same benefits as towns or make a grant to each village.

A reduction of 25% would be more acceptable.

I would have liked to see the justification for 50%

If this question and Uttlesford's actions here are accurately expressed and if a rather dense person (like me) understands correctly - then Uttlesford is to be commended greatly.

Parish Councils are a waste of time.

They need the support.

Our local parish council is struggling now, to make ends meet - how does UDC expect them to survive if they cut the grant!!

If you reduce it a Tory council (most of them are) will stick the boot into the poor that is Tory nature.

. Either way, most parish/town council money is spent on administration and staffing and the public see little benefit!

Neither! Could the grant be reduced by less than 50%? It would not be unreasonable for Uttlesford minimum Council Tax to be 15%.

Parish Councils need to do their bit in reducing costs.

As Tax payers we cannot continue to carry everybody's time voluntary or compulsory work should be put into place for all benefits. Too many holes in our system for abuse!

If the grant payment is reduced there must be a corresponding reduction in the UDC charge. This is neither an opportunity to spend more or use to offset savings targets. The rate payer should not pay for any change.

50% would hit the larger parishes badly.

Only reduce the grant by 50% if the short fall is covered by the increased income from the Council Tax paid by LCTS recipients being increased.

Parish Councils do not have the staff to monitor the efficiency of the scheme.

It would appear the parish council will be able to maintain their income whatever way is chosen.

Why not reduce it by 25%?

You should increase it by 50% not reduce it Rural Communities receive the least amount out of the council tax we pay. It's about time rural communities received more from this council tax we pay.

It is not the fault of the parish if some households do not pay full council tax.

Reducing the grand by 10% would be acceptable.

Town and Parish Councils already struggle to keep their services going as both district and county pass ever more services (CCTV, toilets, land, speed warnings etc.) on to Parish and Town Councils. 50% reduction is too much too soon. Why not 20% per year? Give councils a chance.

Our council tax is already extortionate.

LCTS recipients should pay more and Council less.

Parish Councils have least access to other funds.

Parish Councils are more in touch with their communities than EC and UDC

Reduce the grant but at a lower percentage i.e. 25% ? - or apply a tier system over 3-5 years.

Without proper justification of the reduction it is impossible to form a judgement, therefore maintain the status quo.

If the district council receives less money it is logical that this loss would be transferred to the parish and town councils.



Why should those who have to pay in an area have to also pay more for those who don't pay?  
(See also Q1 "Everyone should pay a share - plenty of people on a "low income" don't qualify for benefits so won't be exempted")

How are Parish Councils expected to make up the shortfall? I am not necessarily against a reduction in the grant if councils have a means by which they can raise money to make up the difference if they want to.

If you wish to add a comment, please do so below:

If you wish to add a comment, please do so below:

Where would the money come from if the grant was reduced by 50%.

Some of these areas will have more vulnerable families than others. Is there a way it can be looked at where the Parish and Town councils are not punished in the poorer areas and the ones with a higher volume of social housing? By reducing the grant you are affecting the poorer and more vulnerable in society, and inevitably other public services will be cut .

I applaud any initiative to reduce council tax, whether directly or via local grants. In essence, the current situation means that local taxpayers have to pick up the bill for the council's largesse towards protected groups. I would like to see less largesse and a 50 per cent cut in the grant. I would be totally opposed to the idea that the parish council would then raise its own element of council tax to make up the shortfall.

it would be helpful to know how parishes raise their funds, an immediate 50% cut seems too drastic for parishes to recoup

This is a stupid question. If you pay GDTC 50% what services would they cut and how would this affect me!! We have graffiti in our town now (never before) and it is not getting cleaned up - who is responsible. There is loads of rubbish at the roadside at the entrance to GD who is responsible. There are old cars parked outside the school near Tescos advertising buying old cars, why are they not removed? We don't have any Police patrolling streets and our police station is closed I guess all these things are not the responsibility of Uttlesford? We are hounded with parking fines when we don't have the opportunity of paying when we leave a

carpark, we have shops struggling and parking some days is difficult.

#### A Waste of council tax money

If you pay grants to the parish you are asking people to pay twice, their should only be a Council Tax and a Parish Tax

Reducing the grant would put more people at risk of poverty, ill health and death.

if you don't pay it, the Town Council will simply have to raise more of their own money. When this money was given by Central Government to Councils, it was with the intention that it would be filtered to town and parish councils.

The parish/town has no choice in the number of LCTS recipients it has so should not be penalised, this cost should be carried at council level

Without further information as to the cost per household (in increased council tax) this would entail it is hard to make an informed decision.

This is central government money for parishes so what is the justification for UDC cutting it and pocketing the money??!! Parish councils generally offer their constituents excellent services but on limited budgets,

The District Council has already off loaded to Town and Parish Councils who have had to absorb the cost. The District should not be causing local councils to suffer

With more and more services being devolved to parish councils, it is inappropriate to remove this funding to them. This funding is provided by central government to mitigate against the loss in revenue as a direct result of the change in the council tax scheme.

**Q4. As part of central government's benefit reforms, rules are being changed for housing benefit and universal credit (two other types of benefit people can receive). The council is proposing to make the same changes to LCTS. By doing this, the council aims to make the LCTS system easier to understand for claimants as the criteria for all these different benefit schemes will be the same.**

**The proposals are:**

**a) Reduce the time a claimant can be absent from the United Kingdom and continue to receive LCTS, from 13 weeks to 4 weeks.**

**Do you agree?**

**b) Reduce the period for backdating a claim from 6 months to 1 month.**

**Do you agree?**

**c) Removal of the family premium (an additional payment to people with children) for all new working age applicants.**

**Do you agree?**

**d) Limit the number of children within the claim to a maximum of two (so even if a claimant has three or more children they will only receive LCTS payment based on having two children).**

**Do you agree?**

**e) Remove the severe disability premium (extra money paid to a severely disabled person to assist in employing a carer), if the claimant's carer already receives the carer's element through universal credit.**

**Do you agree?**

**f) Remove the work related activity element for new Employment and Support Allowance claimants.**

**Do you agree?**

## Responses received

2nd homes should receive discounts of 25% unless they are being used all the time or rented out.

If you have 2 homes in UDC you should receive some discount for the second home.

2nd homes do not use facilities the same as first

People who own a second home should pay 100% council tax on both homes. If they can afford to buy a second home they can afford 100% council tax.

There should be a transitional period to allow for the extended time it takes to sell original home whilst funding second which will become permanent.

If they can afford a 2nd home they can afford the full (or more) amount.

Second homes should be taxed and empty forced to give to poor or needy.

Second homes should pay full council tax

They should still pay full tax.

Start increasing this - e.g. 10% extra...

No . If you have two houses you should've paid the the full amount

I believe 2nd homes should be charged at a higher rate. They are a luxury that doesn't help the current housing shortage.

Second homes are usually a luxury - if people have the means to own one - good luck to them - but they probably have the means to pay the full council tax on the second home.

Tax on second homes should be double empty homes, holiday homes do not add life to the community and should be discouraged, especially during housing shortages.

Most 2nd properties are rented out, therefore, the demands on local services remains the same.

If people can afford a second home they can afford to pay more for it.

Empty home should be exempt after all they are not using any council services.

10% discount to continue.

They don't use the resources so why pay.

They are only using Council services for part of the year.

Second homes should be discouraged unless they are genuine Buy-To-Lets. All other second homes should pay a penal rate of tax say 10%.

People who can afford second homes can also afford to pay full council tax in my view.

Second homes should be charged a higher council tax rate than other houses.

If individuals are wealthy enough to 'own' multiple properties then they cannot expect subsidies in full whack please!

If the owner is actively in process of trying to sell second house then some other scheme is required.

Second homes do not use the same amount of services as first homes.

If they can afford 2 homes then they can pay 2 council taxes

Sometimes inherited and there can be many high costs to deep in repair/or suitable for rent (providing a house for a family). Securing, for example, from vandals/squatters can cost home owners a great deal.

Yes, as many of these may be let out as a source of income.

Given the current lack of housing I think owners of second homes should be charged more rather than less council tax, to discourage second home ownership and provide funds to the council to support those who do not have a home.

Second homes should be discouraged by a 200% rate until housing development reaches the level that is required.

Where no occupants then no services required. Second homes - again less occupancy, demand for services are less.

Second homes should be treated the same as a first home and pay 100% council tax.

Some people have worked hard and use the rent from a second home to supplement their state pension so it is unfair to penalise them.

1) Second home users tend to use less services. 2) Second home users contribute to the economy

Should receive a discount as they make less use of services.

A second home owner will be using less local services so should have a discount.

Many times a person with a 2nd home may perhaps had to move because of changing jobs into new area, or perhaps they have had further increase in size of family and needed to move and because of this unable to sell existing home thus leaving it empty.

Second home and empty homes provide employment (gardeners, carers, cleaners).

A second home is not usually using as many services.

If one has a large enough income to buy another house they should certainly be charged the same per house as the rest of us.

People using a second home do not benefit from all the facilities in the same way as two separate families.

I think second homes should pay an increased council tax as they do not contribute as much to the local community and add to housing pressure. So an increase in council tax for them would be fairer to the community as a whole.

Council tax on 2nd homes should be surcharged significantly rather than discounted. Luxuries, such as 2nd homes, should attract a higher level of tax than necessities - ie a let home.

There should be a premium on second home council tax. It may discourage second home ownerships and thus make more housing available.

If they can afford 2nd homes they should pay double on whichever is the dearer!

Council tax could be increased for second home.

Because second homes use the services provided through council tax less eg less rubbish generated. There should be a discount to reflect this.

second and empty homes should have to pay an additional premium - set at a rate double that of occupied dwellings.

I think second homes should pay higher council tax to discourage this to ensure local people can buy 1st home.

It is unfair as owners of second homes generally do not use any of the council services such as refuse collection education etc.

CT should be levied at a rate to discourage 2nd homes in view of chronic housing shortage.

People with a second home should pay HIGHER council tax

People who have worked hard to buy a second home should not have to subsidise people on benefits.

If a household does not use the Council facilities it should have a discount.

Second home owners should pay more because local first time owners cannot afford the rise in price that second home owners bring.

All second home owners should pay "DOUBLE".

By definition a "second home" is not used all the time, so neither are the council's services. Owner should estimate how much home is used. Council could estimate bin empties. Then estimate discount.

Second homes would tend to have a lesser call on council services. The only reason for charging second homes at (or above) the same level as main residences is to increase council income.

Second homes should incur a charge greater than the charge levied on first homes

If it is legally possible, second homes should attract a council tax surcharge. They should not be charged less than residents.

Owners of second homes should pay at least 150% of the appropriate rateable value of the property. Having a second home means they can afford the increased rate. This should help the less fortunate in society.

Charge 2nd homes / empty homes no discount.

Second home owners should pay full rate.

Each house should pay the same.

Second homes should be charged a premium as for LTE greater than 2years @ an additional 50% . This would act as a disincentive to owners to declare a property as second home when it isn't - + encourage empty property to be brought back to use.

2nd homes should pay 110% - its not us though the owners are needy.

It is their choice to have a second home so should pay.

The concept of providing a council tax discount on second homes is reasonable and should be reinstated. This principal applies in many other areas of life/commerle.

People who have second homes should sell them so that familys can move in when they have no where else to go.

The second home is not utilising as many services as the first.

However, if it was put up to say 110% it may get people to sell their second homes and increase the stocks available for sale.

A second home should not receive a discount

Second homes ara luxury. If someone can afford a second home, they can pay tax.

If they are rich enough to own two houses they are rich enough to pay full tax if not a surcharge on top.

You should not charge for a service you are not providing - 10% is not much, but at least its something.

Unless there is a clear need for work or educational demands, second home should be surcharged (50%)

There should be some link between occupation of property and cost i.e. an empty property requires less in the way of council services.

TEST

There are various reasons for people having second homes. A small rebate is a fair reflection of the reduced call on local services.

It is unfair that second home owners, who are already paying full council tax on their main home, should have to pay the full rate of council tax on a second home. The property owner probably makes very little use of the local services relating to the second home, and should receive an appropriate discount.

If you can afford a second home a 10% discount on council tax is unlikely to make any difference to whether or not a second home is purchased.

it will use less services

People who need this help to get into work must be encouraged to behave in clever smarter ways. Most of these “extra” make the scheme slacker.

The simpler and more uniform welfare support payments are, the better. They are then more easily understood. And welfare support is best provided through a generous NATIONAL scheme rather than through a mixture of national and local support schemes.

(f) Far too many people in the UK, which must include Uttlesford are claiming benefits and at the same time accepting monies via the black economy.

It all needs to be as simple as possible.

Do not use the savings in LCTS to support other services and payments to managers ETC on bonuses.

If you cannot afford to have more than two children, then you should not be receiving support in the first place. I can't afford more than two children.

Agree all

If people cannot afford children they should not have them! Why should I and the other tax payers support their children

a) We can see no reason for any special dispensation at all for those who can afford to travel abroad.



There must be the ability to apply for exceptional circumstances, certainly in cases A & B for example if someone is hurt or injured whilst abroad requiring a hospital stay which means they could not safely return to the UK within a month.

In respect of d) it should be noted that many families not in receipt of benefits limit the number of children to meet their means.

People have to understand, we cannot keep on borrowing money; when interest rates go up to Grt Britain PLC we may run out of money. We then go cap in hand to the "IMF".

b) Reduce the period to 1 month, unless they is a valid reason why the claim was not submitted earlier. d) Yes, but only for new claimants.

There is no further need to penalise the unfortunate, disabled or children so that taxes for taxpayers & companies are kept artificially low.

I would rather people were involved in productive work - rather than on "activity" which is ill defined.

I disagree with the general trend of the government's welfare benefit proposals.

a) 6 weeks b) 4 months min c) Absolutely not, so Dickensian d) What! & ask them to sell the extra children or maybe just starve them f) What is this - you should have explained Children, the disabled and the unemployed should be supported not bullied.

Sorry I find the above E F difficult to understand. By element i.e carers element does that translate as carers payment?

b) Unless the delay is council caused. c) Depends upon circumstances. d) A complex issue at times - not a yes/no issue. e) As said, this is extra, given because of need as above. Whilst consulting the public is positive the issues raised are often far more personal and complex case by case therefore yes/no answer without case context can appear to give permission for action whereas a different answer would be given with more specific details.

(comment unreadable)

I don't understand f) so cannot say yes or no.

c) and d) With so many blended families, which benefits children in a modernising society, this could seem unfair, and may have the counter effect of families not blending = not so good for children, and more pressure on housing (particularly smaller houses). f) I do not understand the consequence of this - please explain.

I don't understand (f). Claims should be reasonable, but protection for the disabled and for children should be preserved.

This would discriminate against multiple births. I had one child and then had twins. How about those with triplets?

I'm not certain what (f) is, so cannot give opinion.

d) Reduce to 3 or 4 now, & 2 but only with notice being given, or saying people with more than 2 children in the future, i.e. protecting those currently having more than 2. f) Don't understand what this is.

f) No idea what this means! Jargon.

f) Have no idea what this means...

f) I don't know what the 'work related activity element' means.

I can't answer (f) as I don't know what it means - more detail please!

Don't understand f above.

Insufficient knowledge of detail.

Sorry, I don't understand f) above.

Unable to respond to f) as do not understand exactly what this is!

I haven't answered 'f' as I don't know what the 'work related activity element' is.

I don't understand (F)

a) 8 weeks b) 3 months f) Don't understand the jargon, what is 'work related activity element'?

f) Don't know what this is.

I do not know what f is referring to.

e) Should be very carefully administered to ensure best possible recipient outcome.

Don't understand f) so cannot answer.

d) Having children is a choice, and should not be paid for by the government. Two is fair.

f) I don't know enough about this to comment.

f) I do not know enough about (f) to comment.

No comment. More info please.

b) With provision.

Anything that can be done to prevent people getting money for nothing would be good!

If you are on jobseekers allowance, you shouldn't be entitled to as much compared to those with a disability.

a) If you live abroad it should stop!

I think people get too much money.

Children's needs vary and childcare is extremely expensive, families and severely disabled need more support.

I do believe disabled and vulnerable people should have their benefits protected but those with more than 2 children should not. I think claims should be backdated 3 months not one month.

Disabled people should not have money deducted. There is no way most of them can enhance their finances themselves.

I don't know anything about f) so have no comments.

I cannot answer f, as I am not sure of the definition of work related activity element.

f) Don't know what this is!

f) Don't know what the work related activity element is so no opinion.

I am not quite sure that many of the people reading this form will understand it. Most of it hardly makes sense to me and although I am 83ish and was educated to university entrance standard but went straight into a profession. So I can't see its point and most people will bin it anyway and I admit I was tempted to do just that.

I don't understand Q4 sect f

f) Not sure what this means.

I don't know what (f) above means.

I don't know enough to answer f)

I don't understand question (f) or the implications.

f) What is the work related activity element? Insufficient info to be able to make an informed decision.

Not sure what this means.

I don't know what question f) means.

I cannot answer question f as I do not know what the work related activity element involves.

Reducing the backdating does not seem fair, if people need it they should get it. 100% agreed with reducing the time someone can be absent from UK to 4 weeks.

Do not understand f

What is this?

b) Feel 3 months fairer c) If employment available? e) Feel disabled would find good carers hard to get. f) Would this stop people trying to work not sure what is entailed here.

a) In principle, but no compromise possible? Say 6/8 weeks? b) See above - yes to notion - but why so, apparently, draconian? e) In my experience this is already totally inadequate. f) I don't know enough about this.

(a) Why 13 weeks to 4 weeks too much why not 6-8 weeks. (b) Backdating claim for 6 months seems too much, however to reduce to 4 weeks again too short why not 12 weeks 'happy medium'

Have no idea what (f) means.

It is very important that all disabled people who employ a carer keep the extra money because this money helps them to pay the carer and ensure that they are able to live on their own.

We need to protect the poor and vulnerable in our society.

(f) needs a little clarification for those of us not familiar with benefit structures.

(a) If absence over 4 wks is involuntary eg illness or travel problems then claimant should not be penalised. (d) For new applicants, NO if already have 3. Its only reasonable to limit to two if notice of reasonable period is given that this is coming into force.

Try to encourage all working age people to work rather than rely on state benefits. The severely disabled need all the help they can get.

The rate would be better in the medium, rather than the lowest quartile, so 15-20% is more representative of the other local councils.

The proposal I feel most strongly about is 4a. It is hard to understand the implications of some of these proposals (particularly 4f). It would be helpful to have more information so people in need are not disadvantaged.

Part-time work wages are inadequate and therefore help should be given; resumption of FULL-TIME employment disqualifies individual, especially if young and able. Assistance should be available to really needy. Laziness should not be encouraged to avoid work.

Ill and disabled people should not be hit as they cannot make up the income. These changes should only impact on those on Working Tax Credits.

You must protect severe disabled and the illest - we have to look after people who can't look after themselves.

(b) BUT depends who created the delay. Severe disability requires greater care therefore requiring additional funds - if removed from the disabled individual it takes their feeling of independence.

You need to explain what these benefits refer to any what the typical payments are, for those who have no idea what they're about.

I am not too qualified to comment but it has been my experience that the new universal credit is very difficult and stressful for the disabled person or carer to qualify for and receive. Any support for disabled people is the mark of a civilised society. It is not a gift, it is recognition of inability to earn a living.

1. Ask all these questions, because u won't take any \*\*\*\*\* notice, you'll already b made up your minds to put it into your personal SLUSH FUNDS

(f) I presume this mean clients claiming LCTS would not need to actively seeking work, which is why I answered no. If I misunderstood (the question is not clear) please ignore.

Proposals a) and b) are supported on the assumption that there will be on "exceptional circumstances" option.

I understand that Uttlesford DC is an area of high employment and some affluence therefore it can continue to sub those of us who are not so fortunate.

(b) There might be cases where this could impact a genuinely deserving claim. (d) I would prefer a tapered approach - say 50% for a 3rd child, for example. Is this really an effective incentive to have fewer children, or do less fortunate people have more children to compensate for their lot in life, regardless, ie is there evidence to support this as a policy? (e) The disabled are the most deserving of our care and compassion. (f) sorry, I don't know enough to comment. Reducing financial benefit to the poorest people, which includes people with severe disabilities x on sick pay, is unfair and retrogressive as well as inhumane at a time when public services are being cut back so there is less community support available.

(b) Could reduce to 3 or 4 months, but not 1 month. I can easily imagine a claim could take longer to sort out than just 1 month - backdating should therefore be for up to 3 months. (d) a limit of 2 children is too harsh. I could accept a limit of 4 children. (f) severely disabled and their carers are insufficiently supported already. Their allowances/premiums should NOT be cut. These changes unfairly affect those who are dependent upon the claimant. Claimants for ESA need current work related skills and providing these keeps that employment door ajar. The above suggested removals will result in some disadvantaged people falling through the net.

The council should NOT follow the Government's unkind scheme, even though life needs to be simpler for these people (and for all of us).

Carers already receive a low allowance so cannot afford to lose any amount.

We should not impose any burden on those who already struggle, particularly those with children who must be protected and those who find it hard to work for physical and mental reasons.

I feel that it is unwise to limit the payment to as low as 2 children I would say yes to four. We have to realise that a lady may have twins no fault of theirs is it, so think again to allow for this.

I do not approve of any attempt to cut benefit while tax dodgy millionaires and corporations are allowed to get away with not paying their share.

Anyone could find themselves in need in this troubled world let's help make lives better.

While changes in the rules are acceptable the proposed changes are too stringent.

Should be checked for abuse at times say six month (spot).

c. Not always it depends on whether the children are at risk, or being produced simply to claim benefits. Case-by-case judgement? d. Difficult - yes and no! - what about actively supporting the 3rd or 4th child? But again, people abuse the system. So, don't know. e. The carer's element is nowhere near enough. f. Don't understand what this is.

D and e are not always as easily defined to a y/n response. Is there any room for "grey area" assessment!

E. Yes if this is a duplication of money.

The time limits seem harse. I would support 3 month limits for everything for all claimants.

D. In respect of this, I agree to a point but as the average family is 2.4 children perhaps it should be increased to say 3.4 and not penalise families.

a. Good to know that claimants can afford a four week holiday aboard! b. Should not be back dated at all. f. Should be in work.

3 months reasonable backdating period.

I am assisting my son who has mental health issues, and who is supported by CMHT. I would request that when you assess claims you remove mental health from the general 'disabilities' as from experience, they can appeal "good" one day and be incapable another, thus it is very difficult to assess "in general".

Unable to say Yes or No, each case has to be judged on its merit.

My comment is its going to cost me more than last year.

A. I do not understand what the implications would be here. e. I do not understand the implications of this situation.

Don't fully understand f) so unable to give an opinion.

Most seem hard but fair - children should be protected.

D. Limit the number of children to a maximum of 4 children.

There are some Religions where the wife never stops having children - whether they can afford so many children or not. Yes I am sure, lessening the amount of money will make a great difference to the size of the family.

Regarding e and f above - do not have enough knowledge regarding these benefits to make a comment either way.

We feel its easiest to stop all the above for ease of application but each case should be decided as there is always a contry to the rule.

The important thing in relation to these various elements is not to re-introduce the “cliff-edges” and disincentives in the system that universal credit seeks to remove.

I have no idea as to what this scheme refers to.

c) What if they genuinely cannot find employment? This suggests their children could be disadvantaged (???) f) ???

b) Depends on circumstances - compromise 3 months. d) Their choice to have kids. f) Evidence based activity to ensure appropriate benefits are paid to claimants. It is not always achievable to attain jobs these days, however claimant must show intention to work. No evidence - no pay!!

a) I agree should continue to receive 13 weeks. b) Agree backdating 6 months

f) have no idea what work related element for new Employment and Support Allowance claims are to make an informed decision.

Don't know.

I'm against limiting or removing benefit for circumstances which are out of a claimant's control, e.g being disabled, being ill (and therefore may miss the proposed 1-month backdating claim deadline), or any dis-incentive for people into employment. On the contrary, having children or being away from the country for over 4 weeks is more a personal choice and should be at the claimant's own costs.

c) not sure. You have to protect the disabled, pensioners and those who have the lowest income. With disabled even though the carer is paid an allowance the work they do for the person they care for is incredible and without help disabled will be even worse.

b) Why not 3 months? I feel this is a more reasonable timescale.

Disabled residents rarely choose to be disabled. We can plan to have a family, the amount of children we will have. Hopefully we can plan for our retirement - but maybe there needs to be more support wit this so funding is on education - planning for retirement.



Suggest that the council tries living on benefit. Very few want to be and for some it wasn't a choice to be placed in this position.

b. This should have some degree of discretion. c. Are we still trying to take children out of poverty. d. I cannot believe you are asking this q. the proposal is outrageous. e. Depends on the circumstances. f. There should have been some explanation of this.

Work related activity is a reasonable requirement for most, but the draconian way in which trivial or unavoidable breaches are used to deprive the most desperate is quite unacceptable.

f. Cannot comment as not enough information provided.

Cannot comment on f) because we do not understand this element.

f. Don't know what this is or implication.

d. Only to encourage drop in number of children eventually per family for the sake of our planet.

I do not know enough about 'F' to comment.

I don't understand the question (F)

Do not understand F

f. Do not understand what this is so I cannot answer the question.

f) I don't know what this means

I'm sorry but I don't understand Question F, no matter.

A Yes no doubt if not here in UK do not get. b. As above why pay for people leaving the country. d. Yes. Why should I pay for them having to many kids. f. Not sure think need to get into work. Totally unfair people having extra kids - living of the state why should they - 4 they have kids at their cost not ours.

I do not understand the effects of f above as no extra info provided.

b) One month is too short. Suggest 3 months. f) Don't understand how this element works.

f) insufficient information in question to make a judgement.

No idea what f means!

E) I think every person is different with severe disabilities, words written are cheap we don't know or understand what these people go through in life so how can anyone comment by reading question E - like the narrow minded GOVNT.

E&F Not really sure of the implication of these 2 statements.

Not in enough info to comment.

I have no idea what is meant for questions E&F - so I can't comment. I am very concerned that the severely disabled should not be worse off.

E) Don't understand the question. F) Don't understand the question.

Let's not make things any more difficult for the severely disabled.

If people wish to have a larger family they should be prepared to pay and take care of them themselves!

D) Most definitely Some disabled people DO NOT even have a carer as they cannot afford one, through now being able to claim for one!! Likewise for carers, who care for elderly/ disabled family members FOR FREE!! Saving councils millions!!

The reduction in the period eligible for back-dating is too severe. People needing help with claims etc may have to wait weeks for the night help. Some have periods when they are unable to deal with things. They should not be penalised.

We must protect all children and vulnerable people.

Why should older people pay tax for other people's children when they had to bring up three children and only got paid for one?

Look! In the immediate post WW2 years the government put the care of children (ie the future) top. Now we are in danger of putting OAP's top (and my wife and I ARE OAPS) wrong emphasis surely - completely wrong!

It is tough enough for many disadvantaged people to manage so cuts are not going to be good and create another cost further down the line and leave them in unfair poverty meanwhile.

a) If taken ill abroad, or other catastrophe of "no fault" it would be unfair. b) As above.

No! Reducing back-dating times, etc, means people will end up losing benefit to which they are fairly entitled, by shortening the time available in which to claim. How this is part of “making the system easier to understand”, I don’t know!!!

If we only want wealthy people in Uttlesford, we should make all the proposed changes, if we want a variety of people in the area, make none of them but raise significantly the council tax charges in the top two charging bands; I say this as someone in one of those top two bands, who does not want to live in a ghetto peopled only by people like me, and is happy to pay a fair share by raising what I am charged.

Re (d) if a family has more than 2 children those children need support too.

This scheme will just make the gap that’s exists now between the “haves and have nots” wider and wider. We live in the 21st century not the 18th century when poverty was rife!!

Each and every one of them is against the person on LCTS.(c) How many over working age have dependent children? (d) Are the Tories prepared to let children starve?

Unnecessarily harsh, with the potential to cause serious hardship. In other parts of the country where similar rules have already been imposed, people have died from lack of food or heating. I hope that Uttlesford is a more civilized and progressive council.

(a) and (b) Claimants are unlikely to be absent from the UK without good reason. It should be allowable for the authorities to question them about such absences but not automatically to add a financial penalty to what may be a family disaster - that would be cruel. (c) and (d) While over population is a major factor is global warming, depriving children of needed help is not going to stop procreation. It is a deplorable, vicious, mean, old testament style proposal. (e) As is the proposed cull of the severe disability payment. The severely disabled have many extra expenses besides employing a carer. (f) People finding it impossible to get full time paid employment need not only financial help but the encouragement and experience occasional work can give (it sometimes leads to full time work too).

Austerity does not work. Why punish the working poor?

(f) Do not know enough about the benefit to comment.

(d) Idealistically yes - morally no. (f) I don’t know exactly what you mean by this!!

(d) Idealistically yes - morally no. (f) I don’t know exactly what you mean by this!!

All benefit systems need simplification so that it is clearly understood.

LCTS payments should only be available to working age people who have worked in the UK for at least 3 years unless they are disabled or a carer on a low income.

f) Not enough detail given to make an informed decision

f) Not sure

f) I don't understand this question

f) Do not understand this.

f) Do not know what this means.

f) I don't understand F so can't comment

f) not sure what this is.

Avoid double claiming

All these measures will significant impact on the less well-off and more vulnerable parts of our community.

f) Do not know what this question means (hasn't been explained)

c) Don't know; d) Don't know

I have no idea what this is. If it mean people can still claim even if they work on very low income then NO.

All residents should pay toward the services they receive. Those paying higher rates of council tax do not get their bins emptied more often than those paying a lower rate. Typically if you pay more for a service you get a better service. It appears this logic does not apply to council tax.

I know that it's not to do with this particular survey but it still needs saying, often and LOUDLY.

What about the ridiculous cancellation of free school transport for those living several miles away from both Saffron Walden High School and Newport Grammar. Also. Newport Grammar is nearer than Saffron Walden for those living in Chrishall so why claim that Saffron Walden is nearer?

People can choose the number of children they have ( if they are educated and fortunate), disabled people do not 'choose' and are unfortunate - so need maximum support. But there do need to be checks - as with every aspect of spending taxpayers money.

I was employed by the CAB as a caseworker for 3 years was funded by a Housing Association (volunteer for 3 yrs too) . I was very pleased to see the new benefit reforms - about time! I always felt on the old system there was too much top up of WTC/CTC though - I very rarely saw any single mother that worked more than 16 hours though! It was the same old thing - if they worked more hours ad-hoc it would mess up their HB and they didn't want to take the risk with an over payment so easier and better for them not to work too much. I do have doubts about HB being paid directly to the claimant - I do believe (along with my ex-colleagues) it is being a bit naive to believe the rent will come first! I do not agree on benefit claimants being allowed to leave the UK for weeks and weeks and not get their benefits stopped/sanctioned - not right ,even for those on Disability benefits.

These changes are sensible and can hardly be called harsh or Draconian when one looks at the colossal size of the benefits bill even after these minor adjustments have been made.

The entire questionnaire is an appalling attempt to cut benefits without explaining to residents and service users of the consequences. It will no doubt be used as a fine example of people voting for the cuts and Uttlesford being able to hold down council tax. This is a truly appalling attempt to push through cuts that could potentially have a devastating affect on individuals and families. There needs to be a sensible discussion on the pros and cons and the consequences of cuts. The questionnaire is far to simple and designed to get the public to support the Conservative party objectives of cuts through the back door as they were caught out last year when the Chancellor had to back track after the House of Commons revolt about such cuts.

Sorry not sure if comments completely relevant to this survey! Most people appreciate that the council need to try to reduce the expense of all benefits issued, however for the large majority of people claiming support these payments make a massive difference to their ability to stay afloat. Although you will always get people who take advantage of the system in place there are far more who genuinely feel embarrassed by their circumstances and are very grateful for any help that they receive. I do think that combining the various benefits which I believe is the thinking behind the universal credits (although wasn't sure if the council tax support and housing would eventually be included) would save money, control the amount people are claiming, reduce cost involved in having multiple departments and accounts to monitor and also keep better track on capping claims and identifying fraudulent claims. As a brief example of costs that could perhaps be reduced, if a claimants situation changes new paperwork is issued to reflect these changes, often from more than one department involved, if someones hours vary this could potentially happen monthly and produce vast quantities of paperwork all involving time and expense. If all benefits are produced from a linked account then just one batch of paperwork, if you could look at transferring accounts online and encourage online paperless accounts when people have access, paying a single benefit payment, which would encourage better management of personal finance and responsibility for people who are capable.

Disabled people cannot help being disabled. Family's who have raised disabled people at a detriment to their own lives and enjoyment are entitled to know that their disabled relatives have the funding to ensure their physical, social and emotional welfare is financially supported. These cases must be prioritized over people refusing to work for a salary less than their benefits. People who live apart to obtain social housing and benefits and people who come to our town expecting housing and hangouts.

Stop taking money away from the poorest, most vulnerable people in society.

I agree that claims should not be back dated longer than 1 month but the amount of time to assess a claim needs to be taken in to account so the claim should be backdated to 1 month after the claim submission date and there should be an element of financial support for the period that the claim is being assessed. Whilst I agree that those on benefits should not benefit from having additional children whilst receiving benefits but consideration does need to be given to those who have more than 2 children when hardship hits them.

We must do everything we can to protect the very most vulnerable groups from living in poverty (or below).

Again, without clear information in the form about what the proposals mean it is hard to make an informed decision.

The changes to apply to new claimants only

Disabled people are already suffering - don't make it any harder for them

No individual should receive payments twice

Regarding (c) and(f) we have no opinion because we do not fully understand the implications.

## Q5 Further comments made regarding the LCTS scheme

### Responses received

If you have any further comments to make regarding the LC...

Apart from the desperate need for housing empty properties have a deteriorious effect on neighbourhoods

I think the amount of support available should be increased where individual circumstances may merit this additional assistance

You should review who is exempt from Council Tax . Whilst I agree with most there are certain individuals that should no longer be exempt e.g. Religious communities, USAF personnel and dependants and diplomats. They all earn a good wage.

It is very important to protect the frail or elderly who are poor and still living in their own home from council tax which in some cases is their biggest bill. To have to choose food or heat or council tax is undignified in a civilised rich western country.

A useful study!

. It should help ALL those on low incomes of less than £16,500K. Low income families who are working but own their own houses still need help!

Uttlesford is a wealthy area and we should be prepared to support those less fortunate and ensure that usable housing is not left empty in a period of shortage.

Uttlesford virtually full employment, affluent area. UDC should phase out discount support to all others than those with total or proven financial needs.

Any incentive is good to provide much needed homes.

On an urgent matter pensioners would appreciate details of honest work people & gardeners. I find it very difficult. Roof and hedge top of list (it was cut one month ago a now needs doing again!) Thank you.

Hit the rich not the poor or disabled Make a stand. Advise people who are a the pour disabled being hit - Disgrace conservative policy!!

Cuting grass round rout more not just twice a year not safety walk with children and fixed more



pothalls.

What about Pensioners in three bedroom houses and only using downstairs when there are family waiting for them

Low income but working is an important consideration - i wouldn't want this reduced

Seems quite complicated - but fair

As an elderly, low income, lady I find the scheme a godsend that enables be to live the rest of my life in a happy and safe 'sheltered' flat with the occasion treat - thank you.

My answers are in accord with improving work ethic and ensuring people one better off working when possible. Benefits should not otherwise be provided.

I think that the costs should be lowered for people over the age of 75. My wife and I are over 80 and and we need to have all the help/assistance we can get.

As a disabled pensioner I am relieved that I will receive some protection. I did work, very hard, for 40 years as a farm labourer but need some mercy in my current situation and in need of help at this time in my life, which the government should understand.

Re. 4d. Two years is a long time and, unless there are absolutely genuine reasons for the house to remain empty for two year, owners should be encouraged even further than at present, to bring it back into use.

We can only hope this new scheme is not as error-ridden or discourteously implemented as the previous 'benefit' one. The structure was extremely wasteful and punitive. Also, the credit card surcharge for payment is throughly outrageous.

i like the aim to not allow properties to remain empty as we need to use our existing housing stock rather than build more houses - so why then do you not do something about all the properties with agricultural ties that are empty. If the tie was removed from all these a lot more houses would be available.

Within the (ridiculous) parameters and budgets set by central government I think the council should protect the vulnerable, especially if they rely on welfare benefits, whilst encouraging best use of clement housing stock.

Arrears of tax is unacceptable. Either apply for court orders to lobby to change law for council to directly seize monies owed from sale of property. Talks less and do more.

Why was this pretty much only about property.

GET EMPTY HOMES BACK INTO THE MARKET.

In this area the scheme needs to focus on the target groups mentioned who must be protected. There are too many house owners etc in this affluent area who are exploiting the system.

n/c

Make some allowance for people trying to sell.

Landlords who make money buying and selling houses should pay maximum taxes and society should look after the vulnerable.

Those with enough money/extra properties should be subsidising those on low/no income who CANNOT (not choose not to) work.

You should protect and help the vulnerable people in real crisis.

Thank you!

Keep the activity of the council to a minimum so that extra bureaucracy is avoided.

Pay more attention to the section of society who needs help.

Does the drop in LC support mean that we have more people out of work? Need to survey those who have dropped out of school. Why is this?

Bring back national council tax benefit!

The quick and easy way to reduce housing shortages is to make use of the 300 000 + houses already built in the UK that are empty or not fully repaired. Kick start the process with incentives to get going and repair!

Empty business properties should also be taxed in this way. It is shocking to see so many old local pubs being intentionally vacant and left to rot, so that developers can knock them down and make vast profits. For example The Colts in Stansted.

A sliding scale for LCTS would be fairer. As a retired, married couple we pay full tax on our home, despite living on a modest income. Our house is a large one, because we have worked hard to make it so, yet our consumption of council services is very low. A balance should be struck.

There are too many empty homes/second homes this should be discouraged we are an over crowded island and need to stop building new homes when existing are empty or under used.

UDC have got it about right, well done.

The days of 'feather bedding' benefit claimants at the expense of property owners has surely to

cease with a so called conservative government.

It is clear that there is a need for this scheme and I suspect we have more people in the protected groups than most people assume. It is difficult to answer the questionnaire without more info about the alternatives or what else the money could be spent on.

What are you doing to actually get people to pay this (ie overdue amounts)

Consideration should be given to 100% discount for empty homes that are 'for sale' or in the process of being sold. Some circumstances should be assessed on a case by case basis.

Shame people should have to pay for Garden Waste. Don't think about Pensioners or disabled people. Also I don't think Pensioners should have to pay Council Tax

I am not familiar with LCTS. Last question below not sure how to answer. Do you have to be already designated by a professional to say you are in a protected group? I have put our status beside previous question. (2 pensioners / Poor health. I am carer for my husband)

It's difficult to believe that this is anonymous when you ask for a post code! Perhaps it would be just as useful if you asked for just the first part.

With more houses being built the LCTS should go down not increase, because you will be collecting more money from more people, so pooling of the rates. So in actual fact the rates should go down.

Would the council consider taking over empty houses to help their housing lists. (just a thought)

Recipients should

Vital that this is targeted to those who really need it - stringent eligibility rules must apply.

There should be a strong message that empty homes do not help anyone. En masse, they destroy communities, often fall into disrepair and could be used by those less fortunate who are desperate for housing.

Plus a rebate 25 % 2 years once in use.

No further comment.

Almost every article in 'Uttlesford Life' refers to an email address for further information!! What about we who have no computer??

Thanks for asking but I'm not sure many, including me, are well enough informed to make other than 'in principle' judgements.

I rent over 60 years old the rent keeps going up £25 every year their needs to more help for us because were does it end they the landlords are priceing us out I can't get a council house because they go to people with kids who haven't done a days work in their lives had child to get a council house and benefits.

People with more than one property (how many rooms do you need?) can better afford to pay, there should be no discounts!

Like all activities you should try to spend as little of other peoples money as possible.

We are happy to help people that can't help themselves but not people that won't help themselves. If you can afford a second home, you can afford council tax.

As a pensioner living alone on a low income the 25% discount for lone occupancy is not enough.....

If we are here and benefit from its balmy climate we should pay for it. They could always try Margate or Hastings.

Your authority needs to get unpaid tax paid - you need to charge tax when monthly payments are not made. Stop 6 and 12 month payments. Attention to LET properties, these should pay in advance as tenants leave without paying.

All empty home owners should be encouraged to rent them or sell them. Inthsi housing shortage staying empty only makes them deteriorate faster.

If an elderly person has to go into a carehome this should after the house being empty for up to a year - so it sells.

I think Uttlesford Council do a wonderful job. Thank you.

Would suggest looking at longerterm (5 to 10 years) and see where LCTS level needs to be. And base rates criteria on a level incline to that point. Easier for recipients to acclimatise to.

If a house lies empty and unfurnished for more than 2 years then the owner can afford to pay a maximum amount. Unless they are ill, work abroad or a legitimate reason then the house for them is just an investment.

Staff needed to make checks and not let owners keep get away with excuses for not paying what is due.

I think pensioners should not have to pay council tax if they only have a state pension.

It is very wrong to take extra tax from hard working people to subsidise people on benefits.

Looks like the council are making the right decisions.

Without the LCTS I would be in dire straits. It is a very worthwhile scheme. Regarding empty home - I really think the government's scheme of building no homes is wrong and with a million empty homes in the UK anything that helps to fill these is surely the best use of resources.

People purchase a second home or buy to rent to make money - IF THERE SO GREEDY they'd rather keep property empty till they rent out at above market rate - of course rates etc. increase People from abroad, who own property for investment / holiday homes, in UK should be charged more to subsidise LCTS.

Each time I complain some smartarse at UDC explains why I'm wrong! Sack the b\*\*\*\*\*d!

A more generous LCTS scheme would reduce arrears which incur transactional costs for the Council (chasing, court procedures), so may even save money.

I'm using this to bring forward about lack of potholes fixed in Saffron Walden. also the amount of houses being built is a joke. There's a lot more traffic . Thus people are becoming more aggressive with their driving. All accidents and deaths are on your hands!!

I am in the happy position of being able to afford my Council Tax. I wish to see those less fortunate than myself helped as much as possible please.

Charge or sue.

My husband and I are both approaching our 80s always worked hard never claimed anything, We just are out of the threshold of claiming help. It is a financial struggle to hold onto our home, but we love our home. So why should we expect people with second homes benefiting. Surely they should be the first to be able to afford council tax as others do. If you can't pay your way DO NOT EXPECT OTHERS TO ONLY if you are disabled.

What is happening to the buildings next to the hospital opposite Tesco which are abandoned and look ugly?

The LCTS should be kept to a minimum to avoid excessive expenditure by the council and increasing demands on council tax payers.

This questionnaire covers quite complex issue. It might have been helpful to know how many people receive this benefit. The principal of protection of those in need, living in an affluent area is correct.

Maintain strict control of LCT

We are told we need more housing, lets get what we have back on the market. I fail to understand why single occupancy receives a discount, they use the same services and should pay going rate.

I'm not sure how listed buildings are covered, (it at all), by this scheme but there must be some action/monetary sanction to protect such buildings from deliberate neglect by unscrupulous developers.

There are always exceptions or unforeseen circumstances and consequences. Therefore, whilst the cited criteria all appear reasonable and justifiable, there ought to be a review system available for claimed special cases. Perhaps it already exists.

Hard working people must be protected.

“Work ethic” is a doubtful concept. Karl Weber, who coined the term, did not do so appraisingly. He also described the capitalist “iron cage”. Work is a complex notion. André Gorz criticizes the ideology of work as supportive of inequality. Much of the best rewarded “work” is socially useless or even destructive.

Nice to be asked for an opinion.

In cases of real hardship and poverty help should be reviewed.

It would have helped with some of the questions if you'd told us what constitutes a 'low income'. Single occupancy houses should have more reduced rate. Not fair to punish people for living alone.

There should be more support for elderly applicants, who are often very anxious and confused about their entitlements.

Although I myself pay CT anyone who refused to do so has my full support. I give UDC what I must by law - beyond that, money or anything else, nothing whatsoever.

How about using some of these empty houses to house some of the refugees.

Who worded this document? The questions aren't good enough to elicit a response that can be properly assessed.

Cases of a single parent who goes out to work, but has to pay after school and holiday child care should be carefully considered. Some people are struggling with this.

If a house stands empty and unfurnished for more than 2 years then the owners should pay more

that 150% council tax.

I would not wish to see anyone who has to been residing in the UK for at least 5 years benefitting from this scheme.

2nd home discount should still apply to annex attached to a home...dependent on how this is viewed by the council.

Get homes (empty) back on the market a.s.a.p.

There are clear steps the council can take here to help the housing crisis while reducing cost of LCTS. So do it!

My husband, 81 years of age born at Ingleside Place in 1934 April 1st . 21 in 1939 his Dad was allocated a new council house at 10 Catons Lane Saffron Walden , Essex. No LCTS in 1939

TEST

As long as the people in need get the help I agree but safeguards must be in place to prevent any fraud

I benefited from the council tax reduction when my home was empty and undergoing major repairs so I know how welcome this reduction was when faced with the costs of refurbishment/repairs. The temporary reduction acts as an incentive to bring a home up to modern standards and is to be welcomed generally as a way of improving the housing stock of the nation/council.

The need for a support system suggests that the Council Tax scheme itself is flawed but this is a matter for Parliament and beyond the control of the council.

I am happy with the current scheme as long as LCTS is provided for those genuinely on low incomes. I would however like to see a reduction in the timescale for the empty homes premium to one year, this would benefit UDC in an increased income and be an incentive to owners of empty properties to put them back on the housing market.

Lower rates for single person living.

This survey limits the amount of text one can enter. Modern IT systems should be able to cope with more text than most of the public can be bothered to type in with negligible cost - being unable to complete a paragraph because a programmer decided that 400 characters was enough is unacceptable (and annoying). Either you want people's opinions, or you don't. Seems that you don't...

Please check this document for advise:

[http://npi.org.uk/files/9214/3386/4426/CTS\\_challenges\\_and\\_options\\_FINAL.pdf](http://npi.org.uk/files/9214/3386/4426/CTS_challenges_and_options_FINAL.pdf)

I am not in favour of promoting the 'work ethic' in cases where people are genuinely unable to work. Current policies seem uncomfortably close to Social Darwinism.

I believe this is a positive step forward, the people on lowest incomes should not be hit harder with these changes. People who leave houses empty and are in no rush to fill them because they know they have 6months - a year before they have to start paying should not be allowed to get away with this to the detriment of residents who pay their council tax every month/cannot afford to pay any/more.

Property that remains empty for long period of time soon become uninhabitable and therefore steps should be taken ensure the council is aware of the owned reasons for the property being empty and their intentions for the property. If the council is not satisfied with their explanation, steps should be taken for the compulsory purchase of the property.

The Conservatives at UDC need to get a grip of Town & Parish Councils abusing their grants while also increasing their share of Council Tax. The most cost effective resolution for residents in Saffron Walden is for the Town Council to become a unitary authority with UDC. Why are we paying out for two Council buildings, two sets of staff and so on when the public doesn't understand the difference?

It can be punitive against those with very low incomes. The Council Tax dept is atrocious and quite inept and unhelpful.

Questionnaire should have had a don't know option.

I hope you mean to reduce spending on this as much as possible

I don't think benefits claimants should be charged anything, particularly those with children

As long as it works, Great! When it starts to fail, dump it!

Simplicity and equity point clearly to a 20% LCTS rate for Uttlesford, and for aligning the local rules with the new national rules (question 4).

I get the normal reduction on council tax being a person living on my own.

Keep up the good work.



Uttlesford seems to have become very town centric and cutting village services the LCTS saving should only go to support the existing LCTS budgets not as has been obvious in the past to rob peter to pay Paul and increase their own bonuses and payments.

People who are well off, i.e savings, shares, property etc should not get any relief, regardless of employment, income, age, disability.

Pensioners and disabled people no longer able to work deserve all the help get especially if they have paid NI Stamp. Any additional payment is deserved.

No further comments

I do not fully understand what is involved in the LCTS scheme, nor do I understand what the people involve go through.

Thank you for asking my opinion.

It is clear the council has done its best to keep this simple to understand but we feel it would assist if this document/information was submitted to a focus group to evaluate the possibility of further simplification.

Help them that genuinely help themselves (unless of course severely disabled, then they genuinely deserve LCTS)

Not a lot of time between end of consultation and implementation if you suddenly find you are no longer fully protected and have to find extra £ hundreds per year.

It is a scheme to help not penalise people - there are too many Range Rovers, Audis, BMWs around Uttlesford - tax should rise.

Low income single parent families where the parent is working but in low paid work need help & a discount as this payment can amount to 10% of their income!!

I want to see those who are ill or disabled being support - whilst ensuring those who genuinely can work are encouraged so to do.

Look globalisation & automation plus lack of will to deal with bankers/fat cats 'cheating' is reducing part of the UK's pop to 3rd world standards - increased equality improves the lives of all.

Given that Uttlesford has a considerable number of wealthy taxpayers (including myself) it would be unforgiveable to target the disabled, young, and less well-off members of the community.

The cost of this exercise presumably reduces amount that could be paid to those in need - stupid!

4f) should be explained.

It seems the council is required to consult annually. If so, on-line only consultation would be cheaper.

I agree that all council taxpayers should be consulted. However we cannot make informed decisions or comments without further background explanation. Claimants have an advantage in being a part of (and therefore understanding) the system/scheme.

Some your questions not clear.

4f) Not sure what his means; if the work related activity element is unpaid, them clearly no effect on total income, so 'yes' ok.

Whilst not wanting to cause hardship to people, I do not want to pay for shirkers and people who can work, but choose not to. Use the money saved to make people learn English and get a job when they come into the country.

It is time only people who have paid in receive out on all count. One month can only work if people know about it in the first place.

It is very difficult to answer these questions fairly. There are many who deserve help and many who have never worked and have grown used to dependency as their right.

Councillors are elected to make these decisions and justify them to the electorate, consultation is a smoke screen and given the complexity is likely to get very little response or simply an exercise of individual prejudices (rather like Brexit!).

I am a single resident and so enjoy the related discount.

Need to do more to help old age pensioners and disabled people.

In particular item "B" should remain as many elderly pensioners do not fully understand new rules and may not have any family visiting for more than a month.

With the amount of extra homes being built and even more proposed in this area, there should be no question of having to cut funding - just get rid of the overpaid bureaucrats at Chelmsford who are not only incapable of doing their jobs, they refuse to admit their lack of interest and know-it-all attitude means they should not even be employed by the council.

Difficult to understand some of the welfare/benefit terminology and the implications for LCTS. I think we can blame central government for this mess.

Increase council tax (for the higher bands) if necessary to support those in need! Don't penalise the poor.

We must always provide a safety net for the poorest and most vulnerable people in our society.

I recently applied for LCTS as I thought I was on a low income - but gave up on the application as they wanted to know a lot of personal information. I think it would be simpler if you stated the maximum income you can have to receive it. Maybe if it was linked to tax credits it would be easier. Since moving to Clavering from Bishop's Stortford I was shocked that my council tax is more than £40 per month more than East Herts for a property that was £200,000 less than my previous one. I feel that you victimise people with mental health issues - people who have trouble coping with everyday life.

I am fully aware of the difficulties councils have with their budgets, I would be happy for council tax to go up a little, to help with this problem.

Uttlesford is one of the top places to live in the UK. We should assume that the high quality of life we enjoy is shared throughout the community and with those in greatest need.

While there may be a few who 'play' the system, the vast majority of benefit claimants are in that situation through no fault of their own. Taking away benefits only drives them deeper into despair and makes a recovery from their situation more difficult. Poverty also is a drain on our NHS.

. Is there any kind of local loading for people who grew up in Uttlesford (educated, not just born here) or who have lived here for 10 years or more? There should be a local priority for finding assessments and payments.

[www.uttlesford.gov.uk/lcts](http://www.uttlesford.gov.uk/lcts) <<http://www.uttlesford.gov.uk/lcts>> does not work!! Note to CEO UDC needs a big shake up it does not comply with the wishes of the people who live in the area.

Enough money has already been taken from poor people. Uttlesford needs to ensure that better off people pay a more realistic proportion of council tax.

I do implore the council to continue is necessary support to prevent the elderly and disabled becoming an underclass, while they deserve a fair life.

I previously knew nothing of this topic. It is hard to offer off the cuff responses. However, I will look out for more information and am very pleased to have had the opportunity to comment.

I think it is more important to support the vulnerable than to fall in line with unfair benefit “reforms”.

This is a very expensive part of the country to live ad rents etc are much higher than in other parts of the country outside of London. Please continue to provide support - especially to young families.

Potentially there should be more criteria around the above proposals and the amount of allowance should be based on individual circumstances.

There can be no doubt that many households in Uttlesford could bear a small increase in CT to pay for scheme helping the disadvantaged. Be brave do it.

A caring society taxes the rich and supports the poor. It is pleasant to live in a caring society. The Government’s schemes make the country less pleasant to live in. Uttlesford should not follow them.

No Council should penalise those on low incomes or those who are seriously disabled. Nor should families in work this with large families ever lose out. To suggest penalties for these groups is outrageous! Wages remain low for many.

Save elsewhere - environment, leisure activities, lunch clubs.

I pay taxes to help people not so fortunate as myself. I am surrounded by people living in large houses, although mine is more modest. Let’s redistribute wealth.

We all don’t wish to see money wasted but any one can fall on bad times. Most of the problem is high VAT that everyone has to pay no matter how poor.

I would like the scheme to help people more.

YES IT’S RIDICULOUSLY COMPLICATED!! How many people do you think can understand this form! Pensioners on low income should NOT have to struggle to pay expensive bills.

I’m proud that we care for our ‘less able’, and those who’re come on hard times, humanely. It’s a sign of the quality of our local communities.

Increasing poverty and homelessness - which will be the result of these charges - will result in greater cost to UDC as well as impacting most on vulnerable members of our society.

It would be helpful to have more background information in advance of surveys like this (or accompanying it).

If people on benefits spend their money wisely they would be able to pay full council tax.

I don't feel I can comment on other peoples benefits.

To all of the above as to 2,3, and 4. Questions totally incomprehensible.

Having regard to the weight which UDC planners gave to our objections to a local planning application, we have decided that it would be a complete waste of time to complete your form.

This survey has been very well designed to confuse everyone. I had never heard or read anything about LCTS until now.

It would be interesting to know the percentage return rate on this "consultation" I would expect it to be low.

We have a severely ill son who is in receipt of council tax rebate. This is an enormous help in the management of his condition - we are very appreciative of this.

Think this form could have been more user friendly - lots of figures but not much explanation as to the consequences of each decision. Surely each case can't be as black and white as you suggest - 4c and d for instance?

I have not answered all questions as I do not understand them not having to apply for help myself. I am one of the fortunate ones at the present time.

I think this consultation could have included more useful contextual information - what % of UC total spend goes on LCTS? Under different scenarios/options presented what would this mean for annual council tax bills? E.g. Q2 if it will cost me £5 to save an LCTS recipient £39 my response will be different than if it cost £1/£10/£20/£40..... (plus I think many of the questions are leading, and potentially motivated)

What is a LCTS Scheme?

Not at this time.

Please don't stop the financial assistance scheme in rent and council tax.

I have never been a position to claim housing benefit - yet unemployed can claim more money than I have earned at times this seems a distorted system.

More information regarding 'LCTS' would be helpful!

We are not all politicians a council employees. Some explanations would not go amiss if you really mean to engage the public, your votes, in this questionnaire.

To easy to generalise but need strong guide rules - people take advantage - ALL WRONG

I was shocked to see on TV the situations of two single people. Once received c£13k pa, the other £17k pa. These are more than a person working 35hrs on minimum rate and paying PAYE, NIC and (possibly) Council Tax. Seems the system is unbalanced. They both had very luxurious lifestyles!

To say I am blown away by this form is a understatement UDC and CC want to look into care companys that are being paid for looking after the elderly. I have the proof to prove they are providing a very poor service maybe you should look into this asap! Save money and also bout the illegal immigrants that gets EVERYTHING FACT!! NOTHING SAID!!!

This questionnaire is not clearly explained. Broadly we oppose reducing the level of support/benefit provided.

I think Uttlesford D.C on the whole do a very good job and fair job.

Why are there so many immigrants allowed into the area, working at low salary which affects the local job seekers.

YES - Get WORKING AGE people into work, and STOP councils giving them an 'easy ride' in life!! Then perhaps the 'benefits' would go to those who NEED it, through no fault of their own!!!! You shouldn't even put elderly/disabled people in the same category as WORK SHY ADULTS! A lot of elderly DO NOT even claim, to what is/should be rightfully theirs!

I think it boils down to the fact that people on low incomes, whether they are in low-paid jobs, pensioners or have a disability, need support to pay council tax. I think it is not unfair for the wealthier residents to pay more.

We have a responsibility to come for those less fortunate or less able than ourselves. If we subscribe to "The Weakest to the Wall" we damage our own humanity and send out a disturbing message to future generations.

The scheme must be seen as fair and policed well to make sure that the most vulnerable get support.

Very difficult to understand and appreciate fully the implications of the questions and the probable long term effect of the proposals. Good questionnaire though just scrub out the political shibboleths. a) But where do they go??! b) On balance agree - but what is this actually about? c) children must not be punished for the dissolute behaviour of parents. f) But what exactly is “work related activity element” how can anyone respond without knowing this?

Similarly with (d) (e) and (f) - these are cuts, which will affect the most vulnerable. Town Council extremely strongly opposed to any cuts to support scheme payments. 93% of those surveyed in 2015 supported protection of the parish council grant.

Why keep squeezing the poor. They don't have spare money, they need the grants.

What an utter shambles!!

It is difficult to understand why the district councils should absorb the loss of income and not pass onto town/parish councils.

Don't build houses for the sake of getting government grants ! Get grants for infrastructure (roads etc) AND facilities e.g. Schools, surgeries, shops, pubs, Village Halls etc.

It is all too easy to make these proposed changes sound like an agenda against the vulnerable, but the reality is that council tax has risen remorselessly year by year to the point that it is breaking the back of family finances. We cannot keep on making everyone a special case for a rebate, as Uttlesford seems to wish. In our council area, an average family in an average-sized home is now paying around £2,000 a year in council tax out of earned income, much of which goes to fund unaffordable local authority pensions and huge payoffs for failed managers. My own wish would be for the council to do much less, get rid of half its staff, sell off most of its property portfolio and go back to basics: empty the bins, clean the streets and run a few libraries. But so long as the council wishes to regard itself as a taxpayer-funded empire, the bills will just rise and rise. So while I sympathise with the hard-up elderly, the disabled and the carers, I cannot agree that we can continue to make them all special cases. The price of running Uttlesford Council must be shared amongst everybody.

I feel the Council is trying to make out that this is a very amateur consultation but what they really have done is to design a questionnaire to get the result they want without setting out the services they currently provide and the way in which the cuts will be made and the consequences. The government including local government are very poor in accepting their responsibilities for effective communications and reaching out to people who are affected. It can be months or years before a person realises that they could get support and financial help only to find that their claim can only be backdated so far. Cutting claims to a month will help save the Council money but I have first hand experience assisting someone who has lost money because the information provided by one department about what could be claimed did not cover another government department. Use modern technology, develop focus groups and communicate in more effective ways please. less politics and more transparency

We are all had to work hard and save for a pension,cars etc. this often means having no holiday or new cars each year, instead of using money left in a will they go on a spending spree reducing their money in banks just below the limits set.

It is unfair that pensioners are given full protection under the LCTS scheme. Are the Local Authorities putting pressure on the government to remove this anomaly?

Most of the town councils have spending liabilities that they can not get rid of at short notice. They will have no option but to increase council tax. If UDC wishes to bring in these changes to support it should be phased in gradually, with the town councils given a timetable for the changes so that they can prepare for them.



## 4.2 Questionnaire

Questionnaire forms for the paper and online consultation followed an identical format.



**Uttesford Local Council Tax Support Questionnaire (2017/18)**

Local Council Tax Support (LCTS) has replaced the national Council Tax Benefit scheme and each year the council must consult on the proposed scheme for the following year.

The results of this consultation will be presented to councillors in the autumn with the final scheme for 2017/18 being agreed in December, to start on 1 April 2017.

The LCTS scheme forms part of a wider reform of the welfare system. The government's aim of the reforms to the welfare system is to help more people into work, while supporting the most vulnerable. Since the start of this scheme in 2013 the number of working age people in receipt of LCTS in Uttesford has dropped by 40% from 1,321 to 789.

The council wants to hear your view on this scheme so please take a few minutes to complete the form.

**Click "Next" to see how to complete the survey**



**Uttesford Local Council Tax Support Questionnaire (2017/18)**

**3. In simple terms, parish and town councils set their budgets by deciding how much money they need to run their services and then dividing that amount by the number of homes in their area.**

The LCTS scheme reduces the amount of money the parish will receive as some households will not pay full Council Tax. For the last three years the council has provided grants to parish and town councils to make up the difference. In 2016/17 this cost £154,000. The council proposes to reduce this grant by 50% next year. It would be up to each parish/town council to decide if they wished to cover the shortfall in grant by increasing their part of the Council Tax.

[Click here to view a table to show how much each parish received in 2016/17 and how much they would have received if the grant had been reduced by 50%.](#) (PDF 87KB opening in new window)

Do you think the council should:

Continue to pay the full grant

Reduce the grant by 50%

If you wish to add a comment, please do so below:

## Local Council Tax Support Questionnaire

### Introduction

Local Council Tax Support (LCTS) has replaced the national Council Tax Benefit scheme and each year the council must consult on the proposed scheme for the following year.

The results of this consultation will be presented to councillors in the autumn with the final scheme for 2017/18 being agreed in December, to start on 1 April 2017.

The LCTS scheme forms part of a wider reform of the welfare system. The government's aim of the reforms to the welfare system is to help more people into work, while supporting the most vulnerable. Since the start of the scheme in 2013 the number of working age people in receipt of LCTS in Uttlesford has dropped by 40% from 1,321 to 789.

The council wants to hear your view on this scheme so please take a few minutes to complete the form and send it back to us in the envelope provided. If your envelope is missing, please contact the council by phone on 01799 510510 or email [uconnect@uttlesford.gov.uk](mailto:uconnect@uttlesford.gov.uk)

Alternatively you can complete this questionnaire online. Visit [www.uttlesford.gov.uk/LCTS](http://www.uttlesford.gov.uk/LCTS)

This consultation is anonymous but collated results will be publicly available, including written answers. These will not be attributed to any individual but please do not include any personal or confidential information in your responses.

1. The Government has said pensioners on low income must be given full protection from the implications of this scheme. Uttlesford's current scheme also protects disabled people on a low income and carers on a low income.

Do you agree with this? Yes  No

If you wish to add a comment, please do so below:

---

---

---

---

---

---

---

---

---

---

Please t

2. The table below shows how Uttlesford's rate compares to other Essex councils. The lower the percentage, the less Council Tax an LCTS recipient is required to pay.

	The minimum % Council Tax an LCTS recipient paid in 2014/15	The minimum % Council Tax an LCTS recipient paid in 2015/16	The minimum % Council Tax an LCTS recipient pays in 2016/17
Basildon	25	25	25
Braintree	20	20	20
Brentwood	20	20	20
Castle Point	30	30	30
Chelmsford	23	23	23
Colchester	20	20	20
Epping Forest	20	20	25
Harlow	24	24	26
Maldon	20	20	20
Rochford	20	20	20
Southend-on-Sea	25	25	25
Tendring	15	20	20
Thurrock	25	25	25
Uttlesford	12.5	12.5	12.5

For each 2.5% of increase the LCTS recipient(s) will need to pay, on average, an additional £39 of Council Tax each year.

The cost to the council of keeping the rate at 12.5% would be approximately £340,000. For each 2.5% increase the cost of the scheme for Uttlesford District Council would reduce by approximately £5,100.

Should the council keep the rate at 12.5% for a fourth year? Yes  No

If you wish to add a comment, please do so below:

---

---

---

---

---

3. In simple terms, parish and town councils set their budgets by deciding how much money they need to run their services and then dividing that amount by the number of homes in their area.

The LCTS scheme reduces the amount of money the parish will receive as some households will not pay full Council Tax. For the last three years the council has provided grants to parish and town councils to make up the difference. In 2016/17 this cost £154,000. The council proposes to reduce this grant by 50% next year. The table on the opposite page shows how much each parish received in 2016/17 and how much they would have received if the grant had been reduced by 50%. It would be up to each parish/town council to decide if they wished to cover the shortfall in grant by increasing their part of the Council Tax.

Do you think the council should:

Continue to pay the full grant  Reduce the grant by 50%

If you wish to add a comment, please do so below:

---

---

---

---

---

Grant Payment (£)					
Parish/Town Council	100%	50%	Parish/Town Council	100%	50%
Arkesden	130	65	Leaden Roding	458	229
Ashdon	658	329	Lindsell	0	0
Aythorpe Roding	48	24	Little Bardfield	190	95
Barnston	1,183	592	Little Canfield	591	295
Berden	248	124	Little Chesterford	48	24
Birchanger	1,016	508	Little Dunmow	698	349
Broxted	769	385	Little Easton	744	372
Chickney	0	0	Little Hallingbury	1,289	644
Chrishall	479	240	Littlebury	919	459
Clavering	503	252	Manuden	236	118
Debden	489	245	Margaret Roding	307	153
Elmdon & Wendens Lofts	357	179	Newport	3,076	1,538
Elsenham	2,650	1,325	Quendon & Rickling	970	485
Farnham	287	144	Radwinter	653	326
Felsted	3,321	1,661	Saffron Walden	56,194	28,097
Flitch Green	618	309	Sampfords, The	384	192
Great Canfield	27	14	Sewards End	144	72
Great Chesterford	2,048	1,024	Stansted	11,503	5,751
Great Dunmow	37,242	18,621	Stebbing	1,553	776
Great Easton & Tilty	798	399	Strethall	0	0
Great Hallingbury	394	197	Takeley	7,038	3,519
Hadstock	356	178	Thaxted	7,642	3,821
Hatfield Broad Oak	1,573	787	Ugley	226	113
Hatfield Heath	1,441	721	Wendens Ambo	310	155
Hempstead	352	176	White Roding	206	103
Henham	744	372	Wicken Bonhunt	87	43
High Easter	213	107	Widdington	384	192
High Roding	0	0	Wimbish	435	217
Langley	74	37			
	<b>58,018</b>	<b>29,009</b>		<b>96,285</b>	<b>48,142</b>
			<b>Total</b>	<b>154,303</b>	<b>77,142</b>

4. As part of central government's benefit reforms, rules are being changed for housing benefit and universal credit (two other types of benefit people can receive). The council is proposing to make the same changes to LCTS. By doing this, the council aims to make the LCTS system easier to understand for claimants and the criteria for all these different benefit schemes will be the same.

The proposals are:

- a) Reduce the time a claimant can be absent from the United Kingdom and continue to receive LCTS, from 6 weeks to 4 weeks.  
Do you agree? Yes  No
- b) Reduce the period for backdating a claim from 6 months to 1 month.  
Do you agree? Yes  No
- c) Removal of the family premium (an additional payment to people with children) for all new working applicants.  
Do you agree? Yes  No

d) Limit the number of children within the claim to a maximum of two (so even if a claimant has three or more children they will only receive LCTS payment based on having two children).

Do you agree? Yes  No

e) Remove the severe disability premium (extra money paid to a severely disabled person to assist in employing a carer), if the claimant's carer already receives the carer's element through universal credit.

Do you agree? Yes  No

f) Remove the work related activity element for new Employment and Support Allowance claimants.

Do you agree? Yes  No

If you wish to add a comment about any of these proposed changes, please do so below:

5. If you have any further comments to make regarding the LCTS scheme please use the space below:

### About you

Please enter your postcode here:

Are you in receipt of LCTS? Yes  No

If yes, are you in a protected group (pensioner/disabled/carer)? Yes  No

### Next steps

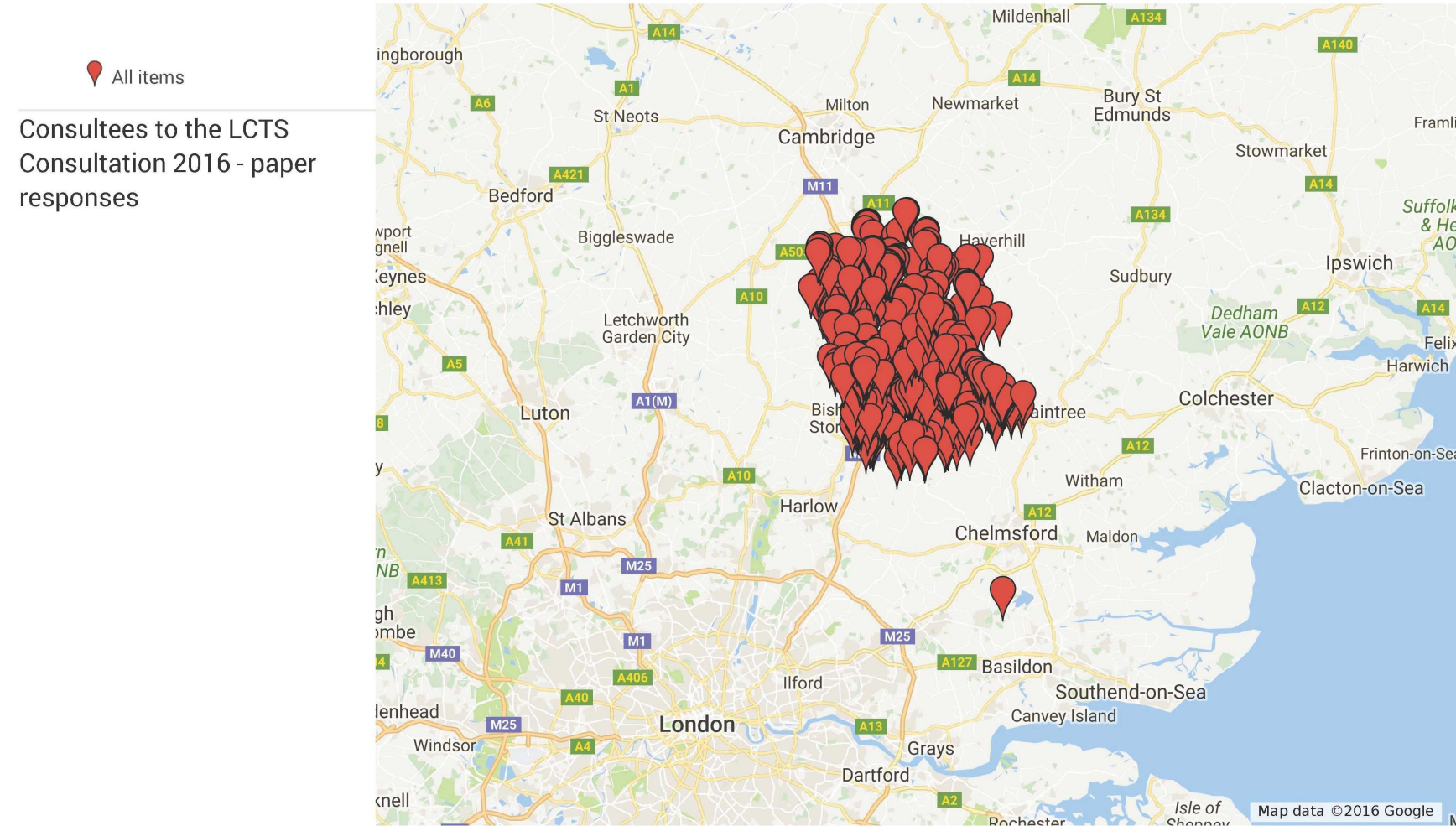
This consultation will close on 30 September 2016.

The final scheme will be agreed by Uttlesford District Council's Full Council on 8 December 2016. This will be after the proposed scheme and results of the public consultation have been reviewed by the Scrutiny Committee on 22 November and by Cabinet on 30 November. The approved scheme will take effect from 1 April 2017.

Following the decision, the results from the consultation will be available on the Council's website.

### 4.3 Profiling Geographical distribution – paper survey returns

# LCTS Consultation 2016



CB10	CB10	CB10	CB10	CB10	CB10	CB10	CB10
CB10	CB10	CB10 1AG	CB10 1AH	CB10 1AH	CB10 1AJ	CB10 1AJ	CB10 1AQ
CB10 1AT	CB10 1AW	CB10 1AW	CB10 1BD	CB10 1BD	CB10 1BD	CB10 1BD	CB10 1BD
CB10 1BJ	CB10 1BP	CB10 1BT	CB10 1BT	CB10 1BU	CB10 1DB	CB10 1DE	CB10 1DG
CB10 1DG	CB10 1DG	CB10 1DQ	CB10 1DZ	CB10 1DZ	CB10 1EE	CB10 1EJ	CB10 1EJ
CB10 1EJ	CB10 1ER	CB10 1EX	CB10 1JF	CB10 1JF	CB10 1JS	CB10 1JW	CB10 1LN
CB10 1LR	CB10 1LS	CB10 1LW	CB10 1LZ	CB10 1NA	CB10 1NA	CB10 1NB	CB10 1NB
CB10 1NG	CB10 1NW	CB10 1NW	CB10 1NY	CB10 1NY	CB10 1PA	CB10 1PH	CB10 1PH
CB10 1PL	CB10 1PL	CB10 1PT	CB10 1PT	CB10 1PU	CB10 1PX	CB10 1PX	CB10 1PY
CB10 1PZ	CB10 1PZ	CB10 1QA	CB10 1QB	CB10 1QB	CB10 1QB	CB10 1QB	CB10 1QD
CB10 1QD	CB10 1QE	CB10 1QG	CB10 1QG	CB10 1QH	CB10 1QP	CB10 1QQ	CB10 1QR
CB10 1TS	CB10 1TS	CB10 1UX	CB10 1UZ	CB10 1XF	CB10 1XF	CB10 1XG	CB10 2AA
CB10 2AB	CB10 2AB	CB10 2AD	CB10 2AE	CB10 2AH	CB10 2AL	CB10 2AN	CB10 2AN
CB10 2AN	CB10 2AP	CB10 2AP	CB10 2AR	CB10 2AS	CB10 2AS	CB10 2AT	CB10 2AT
CB10 2AX	CB10 2AX	CB10 2AX	CB10 2AX	CB10 2AX	CB10 2AX	CB10 2AZ	CB10 2BA
CB10 2BA	CB10 2BA	CB10 2BA	CB10 2BE	CB10 2BE	CB10 2BN	CB10 2BP	CB10 2BX
CB10 2BY	CB10 2DF	CB10 2DF	CB10 2DF	CB10 2DF	CB10 2DJ	CB10 2DL	CB10 2DN
CB10 2DP	CB10 2DP	CB10 2DR	CB10 2DR	CB10 2DS	CB10 2DS	CB10 2DW	CB10 2EA
CB10 2EA	CB10 2ED	CB10 2ED	CB10 2EE	CB10 2EF	CB10 2EH	CB10 2EQ	CB10 2ET
CB10 2EW	CB10 2GF	CB10 2GQ	CB10 2GQ	CB10 2GQ	CB10 2GT	CB10 2HA	CB10 2HG
CB10 2HG	CB10 2HN	CB10 2HT	CB10 2HW	CB10 2LF	CB10 2LG	CB10 2LR	CB10 2LR
CB10 2LZ	CB10 2NA	CB10 2OQ	CB10 2PA	CB10 2PD	CB10 2PE	CB10 2PR	CB10 2PW
CB10 2QJ	CB10 2QT	CB10 2QW	CB10 2QW	CB10 2QW	CB10 2RG	CB10 2RH	CB10 2RJ
CB10 2RP	CB10 2SE	CB10 2SE	CB10 2SL	CB10 2SR	CB10 2SR	CB10 2SW	CB10 2TE
CB10 2TE	CB10 2TE	CB10 2TH	CB10 2TJ	CB10 2TX	CB10 2TZ	CB10 2TZ	CB10 2UA
CB10 2XA	CB10 2XD	CB10 2XD	CB10 2XE	CB10 2XH	CB10 2XH	CB10 2XJ	CB10 2XJ
CB10 2XR	CB10 2XW	CB10 2XX	CB10 2XX	CB10 2YD	CB10 2YQ	CB10 2YY	CB10 2YY
CB11	CB11	CB11	CB11	CB11	CB11	CB11	CB11
CB11	CB11	CB11	CB11 2LF	CB11 3AA	CB11 3AA	CB11 3AB	CB11 3AD

CB11 3AD	CB11 3AE	CB11 3AE	CB11 3AE	CB11 3AF	CB11 3AG	CB11 3AR	CB11 3BJ
CB11 3BU	CB11 3BU	CB11 3BU	CB11 3BW	CB11 3DA	CB11 3DB	CB11 3DE	CB11 3DE
CB11 3DG	CB11 3DN	CB11 3DN	CB11 3DZ	CB11 3DZ	CB11 3EE	CB11 3EH	CB11 3EH
CB11 3EJ	CB11 3EL	CB11 3EQ	CB11 3ER	CB11 3ER	CB11 3ES	CB11 3EX	CB11 3EY
CB11 3EY	CB11 3EZ	CB11 3FA	CB11 3FA	CB11 3FH	CB11 3GA	CB11 3GA	CB11 3GP
CB11 3GR	CB11 3GZ	CB11 3HF	CB11 3HF	CB11 3HN	CB11 3HY	CB11 3HZ	CB11 3JF
CB11 3JW	CB11 3JW	CB11 3LD	CB11 3LE	CB11 3LG	CB11 3LN	CB11 3LN	CB11 3LN
CB11 3LN	CB11 3LT	CB11 3LW	CB11 3PT	CB11 3PU	CB11 3PU	CB11 3PU	CB11 3PX
CB11 3PZ	CB11 3PZ	CB11 3PZ	CB11 3QB	CB11 3QG	CB11 3QL	CB11 3QR	CB11 3QT
CB11 3QW	CB11 3QW	CB11 3RD	CB11 3RE	CB11 3RF	CB11 3RJ	CB11 3S	CB11 3SA
CB11 3SE	CB11 3SG	CB11 3SH	CB11 3SJ	CB11 3SR	CB11 3TH	CB11 3TJ	CB11 3TW
CB11 3UD	CB11 3UG	CB11 3UG	CB11 3UQ	CB11 3UZ	CB11 3UZ	CB11 3UZ	CB11 3WH
CB11 3WH	CB11 3XJ	CB11 3XJ	CB11 3XQ	CB11 3XQ	CB11 3XW	CB11 3XY	CB11 3YD
CB11 3YQ	CB11 3YQ	CB11 3YQ	CB11 4AA	CB11 4AF	CB11 4AG	CB11 4AH	CB11 4AL
CB11 4AP	CB11 4AW	CB11 4AY	CB11 4AZ	CB11 4BA	CB11 4BD	CB11 4BD	CB11 4BD
CB11 4BE	CB11 4BG	CB11 4BH	CB11 4BH	CB11 4BL	CB11 4BQ	CB11 4BT	CB11 4BU
CB11 4BU	CB11 4BZ	CB11 4BZ	CB11 4DA	CB11 4DB	CB11 4DH	CB11 4DH	CB11 4DJ
CB11 4DL	CB11 4DN	CB11 4DN	CB11 4DR	CB11 4DW	CB11 4DW	CB11 4DX	CB11 4DY
CB11 4EA	CB11 4EX	CB11 4GE	CB11 4GJ	CB11 4GT	CB11 4HB	CB11 4HJ	CB11 4JL
CB11 4JU	CB11 4JX	CB11 4JX	CB11 4JY	CB11 4LN	CB11 4LT	CB11 4LT	CB11 4LT
CB11 4NA	CB11 4PE	CB11 4PE	CB11 4PE	CB11 4PE	CB11 4PE	CB11 4PH	CB11 4PH
CB11 4PQ	CB11 4PU	CB11 4PX	CB11 4QL	CB11 4QL	CB11 4QR	CB11 4QS	CB11 4QT
CB11 4QU	CB11 4QU	CB11 4QU	CB11 4QU	CB11 4QX	CB11 4QY	CB11 4RS	CB11 4RU
CB11 4RU	CB11 4RY	CB11 4SB	CB11 4SB	CB11 4TA	CB11 4TA	CB11 4TA	CB11 4TG
CB11 4TJ	CB11 4TL	CB11 4TL	CB11 4TQ	CB11 4TR	CB11 4TS	CB11 4TS	CB11 4UR
CB11 4UU	CB11 4UU	CB11 4UU	CB11 4XB	CB11 4XB	CB11 4XB	CB11 4XG	CB11 4XG
CB11 4XJ	CB11 5PJ	CB11 JFA	CB21 4PF	CB21 4PH	CB21 4PH	CGQ 1UG	CLAVERING
CM1 4QS	CM1 4QT	CM1 4QW	CM1 4QY	CM1 4QZ	CM10 2HL	CM11 4PZ	CM22
CM22	CM22	CM22	CM22	CM22	CM22	CM22	CM22
CM22	CM22	CM22 1RA	CM22 6	CM22 6AB	CM22 6AE	CM22 6AF	CM22 6AF
CM22 6AG	CM22 6AG	CM22 6AG	CM22 6AL	CM22 6AQ	CM22 6AQ	CM22 6BN	CM22 6BN
CM22 6BN	CM22 6DD	CM22 6DG	CM22 6DH	CM22 6DH	CM22 6DP	CM22 6DQ	CM22 6DS

CM22 6ED	CM22 6EH	CM22 6FG	CM22 6FQ	CM22 6FS	CM22 6HE	CM22 6HT	CM22 6HY
CM22 6JS	CM22 6JS	CM22 6LA	CM22 6LB	CM22 6LD	CM22 6LL	CM22 6LR	CM22 6LT
CM22 6LY	CM22 6LZ	CM22 6MQ	CM22 6NR	CM22 6PE	CM22 6PP	CM22 6PU	CM22 6QA
CM22 6QH	CM22 6QH	CM22 6QJ	CM22 6QS	CM22 6QX	CM22 6QY	CM22 6QZ	CM22 6RA
CM22 6RD	CM22 6RG	CM22 6RG	CM22 6RJ	CM22 6RL	CM22 6RN	CM22 6RN	CM22 6RP
CM22 6RX	CM22 6RX	CM22 6RY	CM22 6SD	CM22 6SH	CM22 6SP	CM22 6SP	CM22 6SR
CM22 6TD	CM22 6TD	CM22 6TG	CM22 6TG	CM22 7AB	CM22 7AB	CM22 7AD	CM22 7AH
CM22 7AH	CM22 7BP	CM22 7BT	CM22 7DD	CM22 7EA	CM22 7EE	CM22 7EH	CM22 7EH
CM22 7EJ	CM22 7EL	CM22 7EP	CM22 7ER	CM22 7ET	CM22 7EU	CM22 7EZ	CM22 7EZ
CM22 7HG	CM22 7HJ	CM22 7HQ	CM22 7HQ	CM22 7HT	CM22 7HU	CM22 7IR	CM22 7JB
CM22 7JB	CM22 7JB	CM22 7JF	CM22 7JF	CM22 7JF	CM22 7JR	CM22 7JR	CM22 7JT
CM22 7JW	CM22 7LL	CM22 7PH	CM22 7PH	CM22 7PH	CM22 7PS	CM22 7PU	CM22 7PY
CM22 7QF	CM22 7QS	CM22 7QS	CM22 7QU	CM22 7QY	CM22 7QY	CM22 7QZ	CM22 7QZ
CM22 7RE	CM22 7RF	CM22 7RF	CM22 7RF	CM22 7RG	CM22 7RH	CM22 7RH	CM22 7RL
CM22 7RL	CM22 7RL	CM22 7RR	CM22 7RZ	CM22 7SF	CM22 7SN	CM22 7TF	CM22 7TP
CM22 7TQ	CM22 7TR	CM22 7TR	CM22 7TY	CM22 7UU	CM23	CM23 1AE	CM23 1AL
CM23 1AX	CM23 1BG	CM23 1DP	CM23 1DR	CM23 1DR	CM23 1HB	CM23 1HD	CM23 1HG
CM23 1HP	CM23 1HS	CM23 1HT	CM23 1HU	CM23 1HZ	CM23 1JR	CM23 1JR	CM23 5FF
CM23 5QA	CM23 5QD	CM23 5QG	CM23 5QG	CM23 5QG	CM23 5QH	CM23 5QJ	CM23 5QL
CM23 5QL	CM23 5QL	CM23 5QL	CM23 5QP	CM23 5QT	CM23 5QT	CM23 8DL	CM24
CM24 8	CM24 8	CM24 8AH	CM24 8AH	CM24 8AR	CM24 8AR	CM24 8AU	CM24 8AX
CM24 8AY	CM24 8BB	CM24 8DA	CM24 8DA	CM24 8DG	CM24 8DG	CM24 8DH	CM24 8DN
CM24 8DS	CM24 8DT	CM24 8EA	CM24 8ED	CM24 8EJ	CM24 8EL	CM24 8ES	CM24 8FE
CM24 8FP	CM24 8FQ	CM24 8FQ	CM24 8FU	CM24 8GD	CM24 8GJ	CM24 8GQ	CM24 8GY
CM24 8HG	CM24 8HG	CM24 8HG	CM24 8HJ	CM24 8HP	CM24 8HW	CM24 8HW	CM24 8JA
CM24 8JA	CM24 8JB	CM24 8JD	CM24 8JD	CM24 8JD	CM24 8JE	CM24 8JS	CM24 8JS
CM24 8JT	CM24 8JW	CM24 8JX	CM24 8LB	CM24 8LD	CM24 8LE	CM24 8NF	CM24 8NJ
CM24 8NL	CM24 8NN	CM24 8NR	CM24 8NT	CM24 8NT	CM24 8PA	CM24 8QA	CM24 8QB
CM24 8RT	CM24 8SH	CM24 8SN	CM24 8SS	CM24 8SS	CM24 8SU	CM24 8TJ	CM24 8TJ
CM24 8TQ	CM24 8UJ	CM24 8UW	CM24 8UX	CM24 8VY	CM3 1HU	CM3 1HY	CM3 1JY
CM3 1QB	CM3 1QG	CM3 1QH	CM6	CM6	CM6	CM6	CM6
CM6	CM6	CM6	CM6 1AA	CM6 1AF	CM6 1AH	CM6 1AS	CM6 1AS

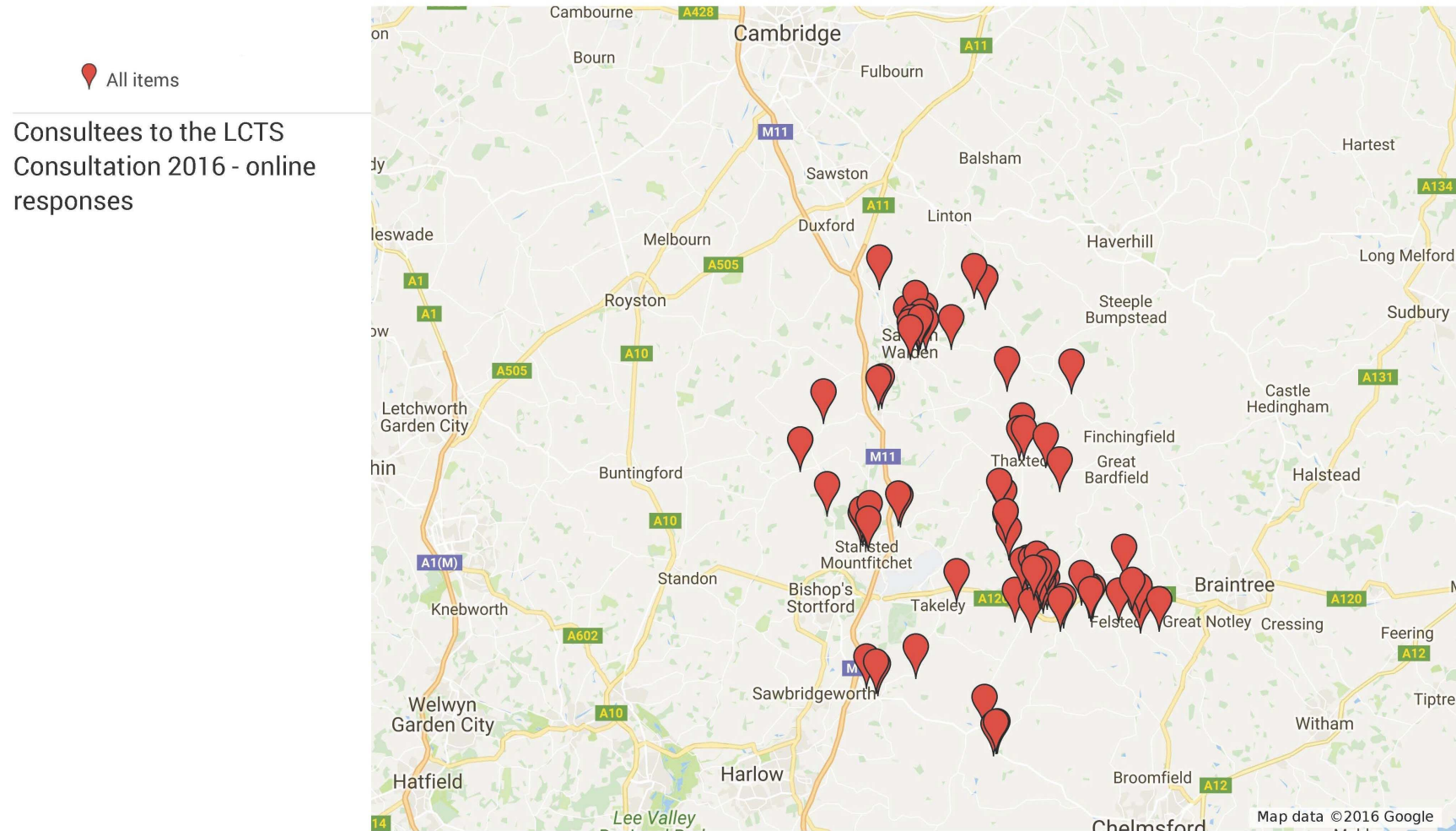
CM6 1BA	CM6 1BH	CM6 1BH	CM6 1BH	CM6 1BK	CM6 1BP	CM6 1BP	CM6 1BP
CM6 1BQ	CM6 1BS	CM6 1BS	CM6 1BS	CM6 1BU	CM6 1BU	CM6 1BU	CM6 1BW
CM6 1BW	CM6 1BX	CM6 1BX	CM6 1BX	CM6 1BY	CM6 1BY	CM6 1BZ	CM6 1DL
CM6 1DN	CM6 1DP	CM6 1DR	CM6 1DS	CM6 1DT	CM6 1DY	CM6 1EA	CM6 1EE
CM6 1EE	CM6 1EL	CM6 1EP	CM6 1EP	CM6 1ER	CM6 1ER	CM6 1ES	CM6 1ES
CM6 1ES	CM6 1EW	CM6 1EZ	CM6 1FB	CM6 1FF	CM6 1FP	CM6 1FR	CM6 1FS
CM6 1FT	CM6 1FW	CM6 1FY	CM6 1GA	CM6 1GA	CM6 1GA	CM6 1GB	CM6 1GB
CM6 1GP	CM6 1HG	CM6 1HG	CM6 1HJ	CM6 1HJ	CM6 1HN	CM6 1HN	CM6 1JP
CM6 1JS	CM6 1JT	CM6 1JU	CM6 1LR	CM6 1LU	CM6 1LY	CM6 1LZ	CM6 1LZ
CM6 1NF	CM6 1NJ	CM6 1NR	CM6 1OD	CM6 1PD	CM6 1PH	CM6 1PJ	CM6 1PL
CM6 1PL	CM6 1PL	CM6 1PT	CM6 1PW	CM6 1PX	CM6 1QA	CM6 1QB	CM6 1QD
CM6 1QD	CM6 1QZ	CM6 1RG	CM6 1RJ	CM6 1RJ	CM6 1RP	CM6 1RS	CM6 1RT
CM6 1RU	CM6 1RY	CM6 1SQ	CM6 1SY	CM6 1TD	CM6 1TD	CM6 1TF	CM6 1TR
CM6 1TR	CM6 1TR	CM6 1TY	CM6 1UD	CM6 1UD	CM6 1UD	CM6 1UG	CM6 1UH
CM6 1UH	CM6 1UL	CM6 1UN	CM6 1UQ	CM6 1US	CM6 1WJ	CM6 1WJ	CM6 1WL
CM6 1WL	CM6 1WP	CM6 1WS	CM6 1WX	CM6 1WZ	CM6 1XA	CM6 1XA	CM6 1XQ
CM6 1XQ	CM6 1XQ	CM6 1XQ	CM6 1XQ	CM6 1XQ	CM6 1XU	CM6 1XW	CM6 1XW
CM6 1XW	CM6 1XW	CM6 1XW	CM6 1XW	CM6 1XW	CM6 1YD	CM6 1YN	CM6 1YT
CM6 1YY	CM6 1ZG	CM6 1ZH	CM6 1ZT	CM6 2AA	CM6 2AA	CM6 2AE	CM6 2AG
CM6 2AG	CM6 2AN	CM6 2AQ	CM6 2AT	CM6 2AT	CM6 2AT	CM6 2AY	CM6 2AY
CM6 2AY	CM6 2BA	CM6 2BH	CM6 2BL	CM6 2BT	CM6 2BU	CM6 2BW	CM6 2DD
CM6 2DD	CM6 2DN	CM6 2DW	CM6 2DX	CM6 2EA	CM6 2EA	CM6 2EJ	CM6 2FH
CM6 2FH	CM6 2FH	CM6 2FL	CM6 2HA	CM6 2HE	CM6 2HR	CM6 2HR	CM6 2HR
CM6 2JB	CM6 2JJ	CM6 2JT	CM6 2JT	CM6 2JX	CM6 2JX	CM6 2JX	CM6 2LD
CM6 2LH	CM6 2LJ	CM6 2LJ	CM6 2LL	CM6 2LP	CM6 2LP	CM6 2LU	CM6 2ND
CM6 2ND	CM6 2NE	CM6 2NJ	CM6 2NN	CM6 2NR	CM6 2NU	CM6 2NX	CM6 2PB
CM6 2PF	CM6 2PQ	CM6 2PX	CM6 2PY	CM6 2PY	CM6 2QD	CM6 2QD	CM6 2QS
CM6 2QS	CM6 2QT	CM6 2QW	CM6 2QW	CM6 2QX	CM6 2QY	CM6 2QY	CM6 2QZ
CM6 2RA	CM6 2RJ	CM6 2RQ	CM6 2SE	CM6 2SE	CM6 2SQ	CM6 3AA	CM6 3AP
CM6 3AR	CM6 3AR	CM6 3AU	CM6 3AX	CM6 3AY	CM6 3AY	CM6 3AZ	CM6 3BD
CM6 3BE	CM6 3BH	CM6 3BQ	CM6 3DF	CM6 3DP	CM6 3DR	CM6 3DT	CM6 3DU
CM6 3DY	CM6 3DY	CM6 3EF	CM6 3EF	CM6 3EG	CM6 3EG	CM6 3EG	CM6 3EG



CM6 3EH	CM6 3EH	CM6 3EJ	CM6 3EP	CM6 3EP	CM6 3ET	CM6 3EZ	CM6 3FL
CM6 3FR	CM6 3FU	CM6 3GB	CM6 3GB	CM6 3GF	CM6 3GL	CM6 3GR	CM6 3HQ
CM6 3HT	CM6 3HX	CM6 3HY	CM6 3JF	CM6 3LA	CM6 3LR	CM6 3LU	CM6 3NA
CM6 3NE	CM6 3NE	CM6 3NG	CM6 3NG	CM6 3NH	CM6 3NJ	CM6 3NN	CM6 3NN
CM6 3NP	CM6 3NP	CM6 3NQ	CM6 3NW	CM6 3NY	CM6 3PP	CM6 3PR	CM6 3PR
CM6 3PR	CM6 3QF	CM6 3QH	CM6 3QL	CM6 3QL	CM6 3QN	CM6 3QN	CM6 3QQ
CM6 3QR	CM6 3QR	CM6 3QS	CM6 3QU	CM6 3QU	CM6 3RA	CM6 3RG	CM6 3RP
CM6 3RW	CM6 3RZ	CM6 3SA	CM6 3SA	CM6 3SA	CM6 3SA	CM6 3SA	CM6 3SA
CM6 3SA	CM6 3SG	CM6 3SG	CM6 3SP	CM6 3SQ	CM6 3ST	CM6 3SU	CM6 3SW
CM6 3SX	CM6 3SX	CM6 3TE	CM6 3TE	CM6 3ZT	CM7 2FE	CM7 4TN	CM7 4TR
CM77 6SP	Hatfield Broad Oak	Saffron Walden	SG8 8QJ	SG8 8QL	SG8 8QN	SG8 8QN	SG8 8QX
SG8 8RB	SG8 8RP						

## Geographical distribution – online survey returns

# LCTS Consultation 2016



CB10 1BH	CB10 1DQ	CB10 1EY	CB10 1EY	CB10 2AL	CB10 2GF	CB10 2LQ	CB10 2SE
CB10 2XJ	CB101TS	CB102HZ	CB11	CB11 3AR	CB11 3BW	CB11 3ER	CB11 3GP
CB11 3QD	CB11 3QT	CB11 3WH	CB11 4AQ	CB11 4QU	CB110 1AT	CB113AF	CB114DH
CM22 6EL	CM22 6LP	CM22 7DH	CM22 7DL	CM22 7HX	CM227ER	CM23 1AX	CM23 1AX
CM23 1DL	CM24 8AN	CM24 8AX	CM24 8GA	CM24 8JF	CM24 8LQ	CM24 8PB	CM6 1AP
CM6 1AS	CM6 1BS	CM6 1BS	CM6 1DW	CM6 1EP	CM6 1GA	CM6 1HG	CM6 1JE
CM6 1JN	CM6 1JQ	CM6 1LY	CM6 1PH	CM6 1QH	CM6 1QT	CM6 1QW	CM6 1TP
CM6 1XQ	CM6 1XW	CM6 1YQ	CM6 1ZH	CM6 2AB	CM6 2EA	CM6 2ED	CM6 2FJ
CM6 2HQ	CM6 2HR	CM6 2JG	CM6 2LD	CM6 2LJ	CM6 3FZ	CM6 3GL	CM6 3HT
CM6 3JF	CM6 3NA	CM6 3NQ	CM6 3PZ	CM6 3QH	CM6 3TE	CM6 3TT	CM61BH
CM61ED	CM61QU	CM62HQ	CM63DP	CM63EF	CM63GB	CM63JF	



**Committee: Cabinet**

**Agenda Item**

**Date: 1<sup>st</sup> December 2016**

**12**

**Title: Autumn Statement and Budget  
Consultation Outcomes**

**Portfolio Holder: Councillor Simon Howell**

**Key decision: No**

---

## **Summary**

### Autumn Statement

1. The Autumn Statement was announced on the 23<sup>rd</sup> November 2016.
2. There was no mention of Local Government or on the future funding available to Local Authorities.
3. The only hint that the cuts to funding may be less severe was that the Government is no longer seeking a budget surplus by 2019/20 but are committed to returning public finances to a balanced state as soon as practical.
4. It is anticipated that outcomes of the consultations carried out in the summer will be announced in the Draft Finance Bill published on the 5<sup>th</sup> December.
5. There was no mention of any changes to the Four Year Settlement so it is expected that the core spending commitments will remain as announced in last year's Autumn Statement.

### Budget Consultation

6. The council carried out two consultations on the priorities for the 2017/18 budget, one for Residents and one for Local Businesses.
7. The resident's consultation had 672 responses and 80 Businesses responded.
8. The priorities for both consultations showed that there was a similar theme for the order of importance on service delivery for both Resident and Businesses.

## **Recommendation**

9. No recommendations; this report is for information only and for members to note.

## Financial Implications

10. None.

## Impact

Communication/Consultation	None
Community Safety	None
Equalities	None
Health and Safety	None
Human Rights/Legal Implications	None
Sustainability	None
Ward-specific impacts	None
Workforce/Workplace	None

---

## Background

### Autumn Statement

The Key points of the Autumn Statement are detailed below and the effects of these will emerge over the next few weeks.

11. No mention of any amendments to the Four Year Settlement but also no mention of the possible outcomes of the New Homes Bonus, Business Rates or Fair Funding Review consultations. This was disappointing and leaves the council still in a position of uncertainty around the funding for future years.
12. The key issues around the Business Rates Retention and New Homes Bonus consultations which remain a concern to the council are;
  - Will the Airport remain on the local list or be classified as high risk and be moved to the central list. There is still no clear definition of what an Airport is, purely the terminal and runway or the whole airport site?
  - Will they implement the no Local Plan no NHB?
  - Will they implement the no NHB for planning applications approved on appeal?
  - The overall pot was decreased so how will the government amend allocations to cover this? This indicates that even if the above criteria are not applied we will still face a cut to our allocation!

13. It is expected that outcomes of the consultations will be announced as part of the Finance Bill publication on the 5<sup>th</sup> December. We expect to receive the financial settlement around mid-December and will update members once we have a clear picture of the amount of funding we will receive.
14. There is still a commitment to the 100% Business Rates Retention in 2020, the only changes related to rate reliefs.
15. Rural Rate Relief to be increased to 100% for 5 years, the first year to be funded from Section 31 grant but no indications on funding for the following years.
16. 100% Business Rates relief will be available for new fibre broadband for 5 years from the 1 April 2017. It is expected that this will not directly affect Uttlesford District Council as it is infrastructure and will be on the central list.
17. The Statement did not mention any new devolution deals.
18. An extra £1.4 billion of funding for building an additional 40,000 homes from the Affordable Homes Programme up to 201/21, with flexibility to build affordable rented, shared ownership and rent to buy homes. There is a further £2.3 billion to be spent on housing development-related infrastructure through the Housing Infrastructure Fund for Local Authorities.
19. Local Enterprise Partnerships (LEP) have been given extra funding of £1.4 billion of which £542 million to the Midlands and East of England and £492 million to London and the South East. Allocations to individual LEP's are not yet available.
20. Universal Credit Taper Rate to be cut from 65% to 63% from April, but there were no other changes to the welfare budget. The housing benefit cap implementation will be delayed until April 2018. This is specifically related to the receipt of housing benefit and is one of two benefit caps. The first was implemented on 7<sup>th</sup> November and was a cap on a claimants combined benefits.
21. The minimum wage to be increased from £7.20 to £7.50, although it should be noted that Uttlesford signed up to the UK Living Wage in 2015 and currently pay £8.39 per hour which will increase in January 2017 to £8.54.
22. Fuel Duty to be frozen for the seventh consecutive year.

#### Residents Budget Consultation Outcomes

23. Following the success and increased responses to the 2016/17 consultation the same approach has been taken with the format and presentation of questions in the 2017/18 consultation.
24. A total of 672 responses have been received (820 responses in 2016/17) and in all cases the same questions were asked.

25. The following three streams of communication were used to ensure that all areas of the district and community were able to access the consultation and maximise responses.

- Telephone survey undertaken by a professional market research company, NWA Social and Market Research Ltd on behalf of Uttlesford District Council. This resulted in 512 responses.
- Open public consultation. The survey was promoted on the council's website from 7 to 26 September via an interactive form using the Snap 11 consultation platform. Paper copies were also distributed to the council's main contact points at the Great Dunmow Library, Thaxted CIC and the CSC in Saffron Walden. This resulted in 14 responses (10 via the website and four via paper surveys)
- The budget questions were also included as part of Uttlesford Voices 13, the half yearly consultation questionnaire sent out to 400 members of the Uttlesford Citizens Panel. This resulted in 146 responses (overall submissions to the panel survey were higher but some members chose to not answer the budget consultation section)

26. General promotion was carried out with direct mailings to the members of the Citizens Panel, a press release, exposure via the council's social media channels and prominent banners on the council's website

27. The overall opinion was that council tax should remain the same, although compared to last year's survey there was a higher level of support for an increase.

	<b>2017/18</b>	<b>2016/17</b>
Keep Council Tax the same	55.54%	69.09%
Increase Council Tax	27.40%	18.90%
Decrease Council Tax	14.07%	12.02%

28. The highest ranking areas Residents would like the council to focus spending on are detailed below;

#### Key Services

- I. Emptying bins, including public litter and dog bins
- II. Providing council housing and sheltered housing for the elderly
- III. Planning how the district will develop in the coming decades, including where new housing and businesses will be located

#### Other Services

- I. Working with the police and other organisations to keep Uttlesford Safe
- II. Enforcement work including prosecuting people for not paying council tax or council house rent, benefit fraud and fly tipping
- III. Educating young people about the dangers of drugs and alcohol



## Business Consultation Outcomes

29. This is the first year that a dedicated consultation has been run asking businesses directly for their views on council spending, in previous years the consultation has been limited to Business Networking Groups.
30. A multi directional approach was taken which comprised of an online consultation to enterprises registered on the Uttlesford Business Directory, local business support groups and the two town teams.
31. This new approach has generated the best outcome the council has had from businesses and the consultation received 80 responses.
32. The highest ranking areas Businesses would like the council to focus spending on are detailed below;

### Key Services

- I. Planning how the district will develop in the coming decades, including where new housing and businesses will be located
- II. Emptying bins, including public litter and dog bins
- III. Sweeping the streets, litter picking, clearing up fly tipping and keeping the district council owned land tidy

### Other Services

- I. Working with the police and other organisations to keep Uttlesford Safe
  - II. Promoting and Supporting businesses in the area
  - III. Enforcement work including prosecuting people for not paying council tax or council house rent, benefit fraud and fly tipping
33. In both the Residents and the Businesses consultations the same two services were ranked as lowest priority
    - I. Giving advice on work to listed buildings and work to protect trees
    - II. Collecting stray animals, microchipping dogs and cats and dealing with complaints from the public about pet and animal related issues
  34. The full analysis of both budget consultation is included as Appendix One (residents) and Appendix Two (Businesses). This report contains an executive summary, precis of the combined results of all the survey streams and detailed results from each of the telephone, public and panel consultations where applicable.

**Risk Analysis**

Risk	Likelihood	Impact	Mitigating actions
None – this is a report for members to note			


**Uttlesford District Council**



# **Council Spending**

**A report on public surveys about council spending priorities for the year 2017-18**

**October 2016**





## Contents

- 1. Executive summary**
  - Introduction
  - Results summary
  - Results priorities
  - Results priority analysis
- 2. Purpose methodology**
- 3. Survey results, detailed findings**
  - Survey results across all streams
  - Results analysis across all streams
- 4. Appendices –Tables and charts**
  - Open text responses
  - Questionnaire
  - Profiling
  - How rating scores are calculated

## 1. Executive summary

This is the sixth year that a consultation asking for residents' views on the headline priorities for setting the budget for the approaching financial year has been run. In order to obtain as wide a body of opinion as possible, a multi-directional approach has been taken comprising a telephone survey of over 500 residents, an online consultation and paper questionnaires available in key population centres. A copy of the survey was also included in the summer Citizens Panel questionnaire.

Following the success of the 2015 survey, the 2016 consultation again concentrated on asking for residents' views on the prerogatives for the future resourcing of specific service areas. An additional option was provided to permit consultees to comment on the level of Council tax that Uttlesford District Council should be levying in the coming year. An additional option was provided to permit consultees to comment on the level of Council tax that Uttlesford District Council should be levying in the coming year.



Dear Resident

Each year the council has to prepare its budget for the following financial year and decide how much should be spent on council services. These decisions cannot be made without the input of the district's residents.

This survey gives you the chance to have your say on what should be the priorities for Uttlesford District Council and how we should be spending your money in the forthcoming year. Residents are also asked to consider if there should be changes to the amount the district council receives from your council tax. The results of this consultation will help to inform the budget for April 2017 to March 2018, which councillors will be asked to approve in February 2017.

The questionnaire should only take about 5 to 10 minutes to complete. All the information you provide will be kept entirely confidential. It will only be used by Uttlesford District Council and the main findings from the survey will be published on the council website. However, your own views and opinions will not be passed on to anyone else.

**Please complete this questionnaire by ticking the appropriate box(es) for each question and return your completed questionnaire in the prepaid envelope provided by:**

**Monday 26 September 2016 at 5pm**

If you require this publication in an alternative format and/or language or have any questions or queries about this questionnaire, please contact:  
Louise Mims or Bruce Tice at Uttlesford District Council on 01799 510381 or 510670.  
Alternatively you can email: [consultation@uttlesford.gov.uk](mailto:consultation@uttlesford.gov.uk)

UTTLESFORD DISTRICT COUNCIL  
Telephone (01799) 510510 Fax (01799) 510550 Textphone Users 18001  
Email: [uconnect@uttlesford.gov.uk](mailto:uconnect@uttlesford.gov.uk) Website [www.uttlesford.gov.uk](http://www.uttlesford.gov.uk)

## Results summary

This 2016 consultation will inform the setting of the council's budget for the financial year April 2017 – March 2018. The results for each of the different consultation streams – telephone survey, public consultation and Citizens Panel survey – are being reported as a capsulization of these three consultative strands. This provides a headline view of the spending priorities for the forthcoming financial year as identified by the majority of those who responded to the survey.

Responses have been analysed using a rating system which weights the options selected by residents. Rating is a system particularly recommended by Snap Surveys following the introduction of Version 11 of their software. This system is used to collate the majority of the council's general survey work throughout the year and was employed on the analysis of the current Council Spending Survey results.

A rating system<sup>1</sup> is an appropriate analysis tool for the Council Spending Survey since the same area of spending might have been chosen by different respondents at a different level of priority; more weight is thus given to that selection if it is selected as the "Highest Priority" than if the same spending area is still chosen as priority, but at a lower level. Consequently, a fair analysis is achieved by allocating 3 points to each vote for the 'High Priority', 2 points to each vote for the 'Medium Priority' and 1 point to each vote for the 'Low Priority'. Those offering a 'No Opinion' have been attributed a zero score value reflecting their neutral response to the question.

Uttlesford District Council administers a wide range of services. Many of these relating to Planning, Housing and the local environment must be provided either by the council itself or by another organisation. These may be considered as being 'key' services. There is also a portfolio of other services that are offered by the council to the benefit of the community. For the purposes of the consultation, residents were asked to comment on aggregations of 'key' services and 'other' services

---

<sup>1</sup> See Appendix 4 for an explanation of rating system calculations

separately. A final and distinct question sought respondents' views on the level of Council tax charge that should be levied by the district council in the forthcoming financial year.

The coalesced results across the three survey strands - from the telephone survey, public consultation and Citizens Panel - are given below:

## Results priorities

### Key Services

*Q1 For each service, please indicate whether you consider it to be a high priority, a medium priority or a low priority.*

Headline	Spending Area – ranked top three priorities
Ranked priority	Emptying your bins and emptying public litter and dog bins - (93.88%)
	Providing council housing and providing sheltered housing for older people - (89.26%)
	Planning how the district will develop in the coming decades, including where new housing and businesses will be located - (88.36%)

Headline	Spending Area – ranked by the least respondents
Ranked priority	Giving advice on work to listed buildings and work to protected trees - (71.68 %)

## Other Services

*Q2 For each service, please indicate whether you consider it to be a high priority, a medium priority or a low priority.*

Headline	Spending Area – ranked top three priorities
Ranked priority	<p>Working with the police and other organisations to keep Uttlesford safe - (91.03%)</p> <p>Enforcement work including prosecuting people for not paying council tax or council house rent, benefit fraud, fly-tipping - (85.36%)</p> <p>Educating young people about the dangers of drugs and alcohol - (84.53%)</p>

Headline	Spending Area – ranked by the least respondents
Ranked priority	<p>Collecting stray animals, microchipping dogs and cats and dealing with complaints from the public about pet and animal-related issues - (67.07%)</p>



## Council tax

*Q3 Thinking about how you answered the previous questions, for next year (April 2017 to March 2018), do you think Uttlesford District Council should (consultees were then invited to select one option only)*

Headline	Council tax priority
Response	Keep the amount of council tax the same – (55.54%)

## Results priority analysis

Previous surveys conducted in 2013 and in 2014 were conducted using the priorities promulgated by the council's long term strategy as promoted in the Corporate Plan. The 2015 consultation adopted a new format with wider ranging questions designed to more accurately gauge public opinion. Whilst not directly comparable, the 2016 consultation in part revisits the majority of the elements of the 2015<sup>2</sup> survey in order to ascertain if there has been any move in public opinion.

### Key services top three priorities:

The headline results from the current piece of market research demonstrate that across the three consultative streams respondents manifested a marked preference for supporting spending on 'Emptying your bins and emptying public litter and dog bins' with 93.88 % considering this to be a priority. As one of the principal universal services provided to residents the collection of waste and recycling represents a consistent concern amongst all consultees. This is very much in line with the results of the 2015 budget survey where 93.76% of people supported waste services as the primary direction of travel for the council's budgetary provision.

---

<sup>2</sup> Cf. *Council Spending. A report on public surveys about council spending priorities for the year 2016-17*, September 2015

Providing council housing and dedicated sheltered housing for older people formed the headline view for the second highest spending priority by 89.26% of those who answered the question. This result is perhaps indicative of dual concerns within the district where private sector housing is relatively expensive and an aging population is worried about the future provision of supported accommodation within the community. In 2015 this option did not make it into the 'top three' priorities although it did then score an 85.90% rating.

'Planning how the district will develop in the coming decades, including where new housing and businesses will be located' was selected by just a very slightly smaller majority of consultees. At 88.36% it achieved a higher percentage score than in 2015 when it warranted 86.98% support. Again, this reflects a persistent trend in feedback from budget consultations over the years and must now be considered especially topical given the ongoing work being carried out on the council's emerging Local Plan.

In previous years respondents were also offered the option to select a 'Don't do' category of spending to expeditiously consider where the council might be curtailing resources. Whilst the current survey did not formally offer this opportunity it is possible to draw some general conclusions based on the ranked scores. Across all the key services 'Giving advice on work to listed buildings and work to protected trees' polled the least consistent backing with a ranked score of 71.68%.

### Other services top three priorities:

There are a number of services which are provided by Uttlesford District Council for which there is no statutory requirement. These are offered for the better benefit of the local community.

Within the basket of 'other' services residents considered that 'Working with the police and other organisations to keep Uttlesford safe' should be worthy of future resourcing. This was supported by a 91.03% majority and demonstrates public approbation for a continuation of the current strong partnership working that is being forged between Uttlesford District Council and local police. In previous years this had been covered by the corporate objective towards "Reducing crime and antisocial

behaviours in partnership with the police and others”. In the 2015 budget survey this was ranked second as the highest priority by those who answered the question. The secondary priority; ‘Enforcement work including prosecuting people for not paying council tax or council house rent, benefit fraud, fly-tipping’ was selected by 85.36% of people and again reflects a continuing concern with ensuring levels of probity are maintained in the district. Likewise, in the area of community safety 84.53% of those asked backed the council’s work in “Educating young people about the dangers of drugs and alcohol” with such events as ‘Crucial Crew’ and ‘Motorwise’. This represents an almost three percent rise on the approval figure for this same service achieved in the 2015 survey. For consultees, ‘Collecting stray animals, microchipping dogs and cats ... and animal-related issues’ was the least popular service, only gaining a 67.07% support rating.

### Council tax spending direction:

Consultees were also asked to indicate their preference reading the future setting of Council tax for the forthcoming budget period. For the financial year 2017-18, just over half (55.54%) of those who expressed a view were of the opinion that there should be no change in the amount of Council tax levied by Uttlesford District Council. This is a somewhat reduced level of support for this course of action in comparison to last year when 69.09% supported a freeze in Council tax. By comparison almost three in ten (27.04%) people supported an increase in Council tax in the forthcoming year.

## 2. Purpose methodology

The council is obliged to consult with the residents of the district when setting the budget for the forthcoming year and the results of this consultation will inform the decisions made by officers and councillors when setting spending for the year April 2017 to March 2018.

This is the sixth year that a consultation asking for residents’ views on the headline priorities for setting the budget for the approaching financial year has been run. For a number of years the consultation had been run via a single survey distributed

via the council's community newsletter, *Uttlesford Life*. In a departure from the previous format, for the 2015 budget survey a multi-directional approach was taken comprising a telephone survey of over 500 residents, online and paper questionnaires. A copy of the survey was also included in the summer Citizens Panel questionnaire. Following the success of that approach this methodology has been applied again in the 2016 consultation.

The consultation was run over the period 7 to 26 September 2016. Respondents were asked to select their highest, mid-range and lowest spending priorities from a list of 11 key services and 12 other service options covering the full range of the council's activities. They were also offered the opportunity to indicate a preference for raising, reducing or maintaining the current level of Council tax levied by Uttlesford District Council. For profiling purposes they were also invited to include postcode, gender and age data.

The following consultative methods were employed. In all cases the same questions were asked:

- Telephone survey undertaken by a professional market research company, NWA Social and Market Research Ltd on behalf of Uttlesford District Council. This resulted in 512 responses.
- Open public consultation. The survey was promoted on the council's website from 7 to 26 September via an interactive form using the Snap 11 consultation platform. Paper copies were also distributed to the council's main contact points at the Great Dunmow Library, Thaxted CIC and the CSC in Saffron Walden. This resulted in 14 responses (10 via the website and four via paper surveys).
- The budget questions were also included as part of Uttlesford Voices 13, the half yearly consultation questionnaire sent out to 400 members of the Uttlesford Citizens Panel. This resulted in 146 responses (overall submissions to the panel survey were higher but some members chose to not answer the budget consultation section).

General promotion was carried out with direct mailings to the members of the Citizens Panel, a press release, exposure via the council's social media channels and prominent banners on the council's website. It should be remembered that not all respondents chose to answer all of the questions. No supplementary comments were received, unlike last year when a small number of residents opted to submit a statement rather than selecting any of the stated spending options.

By the close of the consultation period a total of 672 responses had been received. This represents a very good response only marginally down on the 2015 survey when 533 telephone responses; 79 submissions from the public and 208 surveys from members of the Citizens Panel came in.

### **3. Survey results, detailed findings**

#### **Survey results across all streams**

The combined results for each of the different consultation streams – telephone survey, public consultation and Citizens Panel survey – are reported in full below.

## Key Services

*Q1 For each service, please indicate whether you consider it to be a high priority, a medium priority or a low priority.*

<b>Service</b>	<b>Priority Score (percentage)</b>
1. Dealing with noise complaints, air and water quality issues and other environmental health matters	84.23%
2. Emptying your bins and emptying public litter and dog bins (The town or parish councils in Saffron Walden, Dunmow and Stansted are responsible for public litter bins in their areas)	93.88%
3. Emptying bins for businesses (businesses are charged for this service)	72.44%
4. Sweeping the streets, litter picking, clearing up fly-tipping and keeping district council-owned land tidy	87.44%
5. Deciding planning applications and making sure new buildings and extensions are built according to approved plans and following building regulations	86.61%
6. Planning how the district will develop in the coming decades, including where new housing and businesses will be located	88.36%
7. Giving advice on work to listed buildings and work to protected trees	71.68%
8. Providing council housing and providing sheltered housing for older people	89.26%
9. Provide advice to people who are homeless or at risk of becoming homeless and in some circumstances, provide emergency accommodation	87.21%

10. Bringing privately-owned homes that have been empty for a long time back into use	80.64%
11. Providing the Highway Rangers service which carries out small jobs such as keeping road verges tidy through hedge cutting, mowing and strimming, repainting and repairing road signs	76.50%

### Other Services

*Q2 For each service, please indicate whether you consider it to be a high priority, a medium priority or a low priority.*

<b>Service</b>	<b>Priority Score (percentage)</b>
1. Giving grants to voluntary and community organisations such as the Citizens Advice Bureau, Uttlesford Community Travel and the Council for Voluntary Service Uttlesford	73.48%
2. Educating young people about the dangers of drugs and alcohol	84.53%
3. Working with the police and other organisations to keep Uttlesford safe	91.03%
4. Working with public health bodies on projects to keep people in the district healthy	79.98%
5. Supporting the volunteer committees who run day centres in Great Dunmow, Saffron Walden, Stansted Mountfitchet, Takeley and Thaxted	78.33%
6. Enforcement work including prosecuting people for not paying council tax or council house rent, benefit fraud, fly-tipping	85.36%

7. Running car parks and on-street parking such as residents permit schemes (this is done in partnership with other councils)	66.16%
8. Working out how much people should receive in housing and council tax benefits and paying those benefits	77.42%
9. Collecting Council tax for Essex County Council, the police, the fire service, town or parish councils and Uttlesford District Council and collecting business rates on behalf of the government	81.03%
10. Inspecting restaurants, pubs and other businesses which sell food and Issuing various licences such as those needed for pubs, off-licenses, taxis, kennels and tattoo parlours and making sure people do not break the terms of those licences	79.10%
11. Collecting stray animals, microchipping dogs and cats and dealing with complaints from the public about pet and animal-related issues	67.07%
12. Promoting and supporting businesses in the area	74.27%

## Council tax

*Q3 Thinking about how you answered the previous questions, for next year (April 2017 to March 2018), do you think Uttlesford District Council should (consultees were then invited to select one option only)*

Headline	Percentage
Increase the amount of council tax Uttlesford District Council charges	27.40%
Keep the amount of council tax the same	55.54%



Reduce the amount of council tax Uttlesford District Council charges	14.07%
No opinion	2.99%

## Results analysis across all streams

This analysis comments on the difference in responses to comparable questions in the 2016 survey against those achieved in 2015. It should be remembered that questions asked in 2015 (for the budget 2016-17) were not necessarily repeated in 2016 (for the budget 2017-18). Some questions were asked in both years but appeared in a different group.

Results returned for the current survey are broadly in line with those of the previous year with no discernible large scale movement in opinion. In the 'key' services category - those areas which the council considers to constitute its primary duties – levels of support and, ergo concern to maintain funding levels, are relatively unchanged from 2015. This is true for services providing for the collection of domestic waste and, secondarily, those supporting the planned development of the district. All 'key' areas, without exception, saw a rise in support – generally with respondents marking them as a 'high' or 'medium' priority. Two specific services, though saw the biggest leaps; these being 'Dealing with noise complaints, air and water quality issues and other environmental health matters' up from 78.96% in 2015 to 84.23% in 2016 and 'Giving advice on work to listed buildings and work to protected trees' which rose from 64.09% to 71.68%. Both seem to indicate a growing appreciation of the quality of the local environment and a desire to retain features which are important to the district.

Within the basket of 'other' services supporting a safe and well-managed community emerged as the headline result from the current survey. In 2015 'Helping older people to live independently' was a top runner here. A comparable service option was not offered this year though it should be noted that 'Providing council housing and providing sheltered housing for older people'

came in as the second most popular priority in the 'key' services section. Almost all service areas again saw a rise in support. Only 'Collecting council tax for Essex County Council, the police, the fire service, town or parish councils and Uttlesford District Council and collecting business rates on behalf of the government' saw a marginal drop, down from 81.68% in 2015 to 81.03% in 2016. Conversely there were a few services that made some strong gains. Most notable is the growth in support for 'Working with public health bodies on projects to keep people in the district healthy' which rose over 9% - up from 70.35% to 79.98%. This may be seen as an endorsement of the recent awareness work that both the district and CCG have been carrying out. In another area, 'Collecting stray animals, microchipping dogs and cats and dealing with complaints from the public about pet and animal-related issues' backing climbed from 60.29% to 67.07%.

Over the three years to 2015 Uttlesford District Council had consistently reduced its share of the council tax bill. In February 2016, members decided to increase the Council tax Requirement set by Uttlesford District Council by 1.0%.




As in previous years residents were asked for their opinions on the future direction of council tax changing in the district. Last year the public considered that Council tax should remain the same. Those respondents who replied to the 2016 consultation were again of the majority opinion that the Uttlesford District Council portion of the council tax should remain unchanged in the coming financial year, though the margin of support for this course of action was somewhat eroded over the result achieved in 2015. Then, almost seven in ten people (69.09%) opted for a freeze on council tax. By comparison, in 2016, just over half (55.54%) of the people who expressed an opinion considered this to be the right course of action for the future budgetary provision. The biggest swing of opinion was seen in favour of an increase in the amount of council tax the district charges - here rising from 18.90% to 27.40%.








## Comparative data across 2015 and 2016 surveys

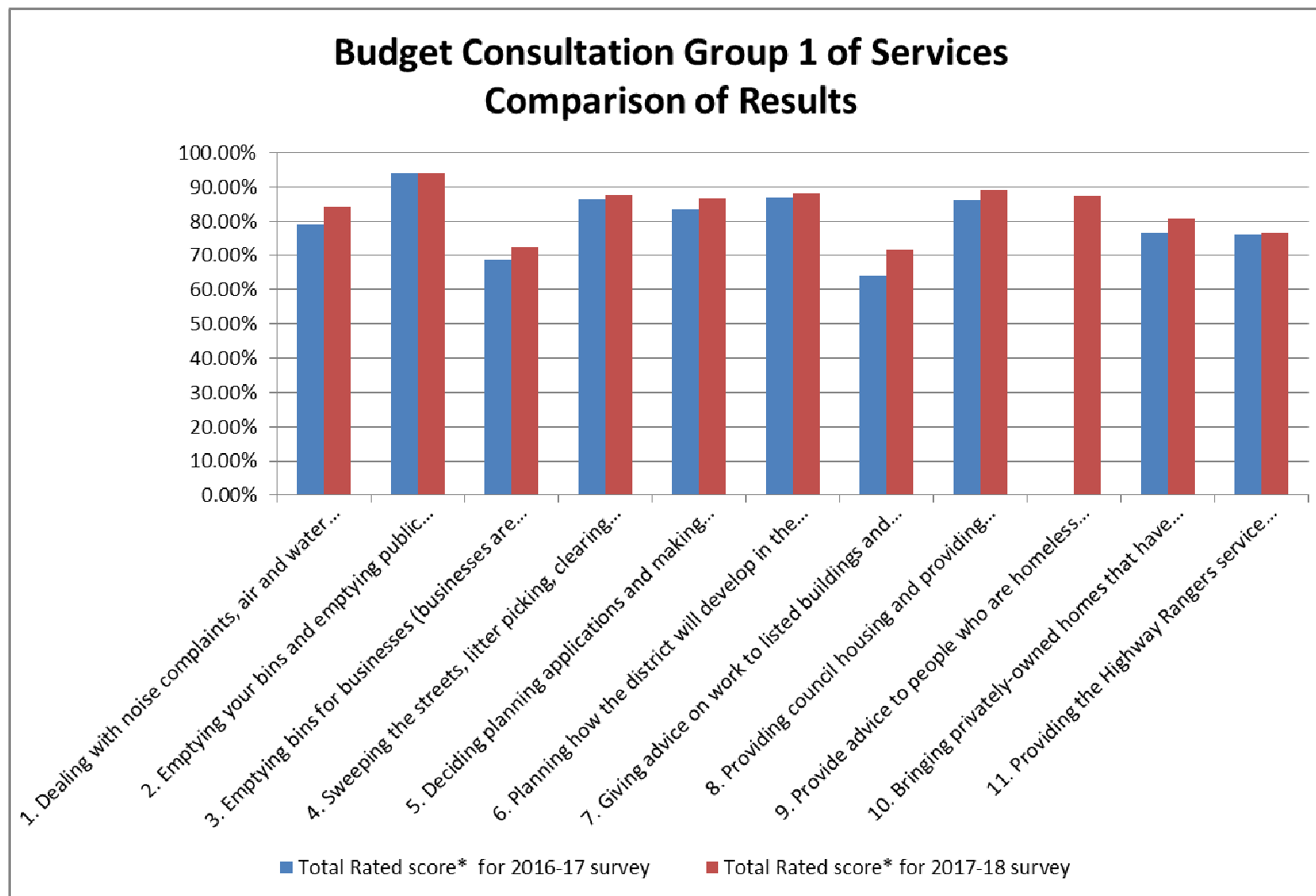
*Note: Questions asked in 2015 (for the budget 2016-17) were not necessarily repeated in 2016 (for the budget 2017-18). Some questions were asked in both years but appeared in a different group.*

\* See Appendix 4 for an explanation of rating system calculations







*Q1 For each service, please indicate whether you consider it to be a high priority, a medium priority or a low priority.*







Headline 2015 comparative questions	Services ordered as per 2016 consultation	Total Rated score* for 2015 survey (2016-17 budget)	Total Rated score* for 2016 survey (2017-18 budget)	Trend
	Group1			
Group 1 Question 1	1. Dealing with noise complaints, air and water quality issues and other environmental health matters	78.96%	84.23%	
Group 1 Question 2	2. Emptying your bins and emptying public litter and dog bins (The town or parish councils in Saffron Walden, Dunmow and Stansted are responsible for public litter bins in their areas)	93.78%	93.88%	
Group 2 Question 11	3. Emptying bins for businesses (businesses are charged for this service)	68.81%	72.44%	

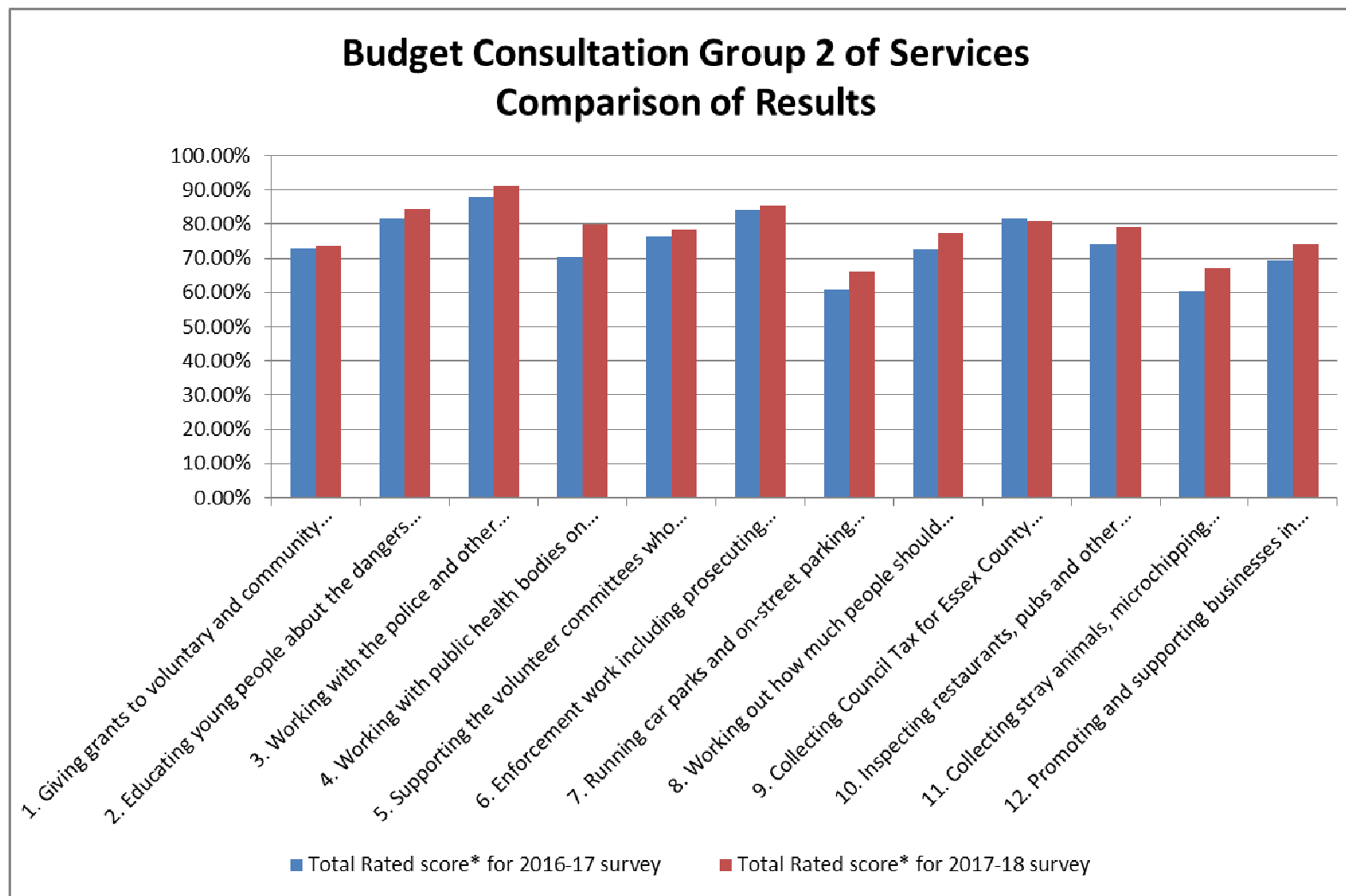
Group 1 Question 3	4. Sweeping the streets, litter picking, clearing up fly-tipping and keeping district council-owned land tidy	86.47%	87.44%	
Group 1 Question 4	5. Deciding planning applications and making sure new buildings and extensions are built according to approved plans and following building regulations	83.58%	86.61%	
Group 1 Question 5	6. Planning how the district will develop in the coming decades, including where new housing and businesses will be located	86.94%	88.36%	
Group 2 Question 14	7. Giving advice on work to listed buildings and work to protected trees	64.09%	71.68%	
Group 1 Question 6	8. Providing council housing and providing sheltered housing for older people	85.90%	89.26%	
this question did not appear in the 2016-17 Survey	9. Provide advice to people who are homeless or at risk of becoming homeless and in some circumstances, provide emergency accommodation		87.21%	Not applicable
Group 2 Question 10	10. Bringing privately-owned homes that have been empty for a long time back into use	76.45%	80.64%	
Group 2 Question 12	11. Providing the Highway Rangers service which carries out small jobs such as keeping road verges tidy through hedge cutting, mowing and strimming, repainting and repairing road signs	75.89%	76.50%	



Q2 For each service, please indicate whether you consider it to be a high priority, a medium priority or a low priority.





Headline 2015 comparative questions	Services ordered as per 2016 consultation	Total Rated score* for 2015 survey (2016-17 budget)	Total Rated score* for 2016 survey (2017-18 budget)	Trend
	Group 2			
Group 2 Question 1	1. Giving grants to voluntary and community organisations such as the Citizens Advice Bureau, Uttlesford Community Travel and the Council for Voluntary Service Uttlesford	73.00%	73.48%	
Group 2 Question 3	2. Educating young people about the dangers of drugs and alcohol	81.58%	84.53%	
Group 2 Question 4	3. Working with the police and other organisations to keep Uttlesford safe	88.01%	91.03%	
Group 2 Question 5	4. Working with public health bodies on projects to keep people in the district healthy	70.35%	79.98%	
Group 2 Question 8	5. Supporting the volunteer committees who run day centres in Great Dunmow, Saffron Walden, Stansted Mountfitchet, Takeley and Thaxted	76.44%	78.33%	
Group 1 Question 7	6. Enforcement work including prosecuting people for not paying council tax or council house rent, benefit fraud, fly-tipping	83.99%	85.36%	

Group 1 Question 8	7. Running car parks and on-street parking such as residents permit schemes (this is done in partnership with other councils)	60.63%	66.16%	
Group 1 Question 9	8. Working out how much people should receive in housing and council tax benefits and paying those benefits	72.46%	77.42%	
Group 1 Question 10	9. Collecting Council tax for Essex County Council, the police, the fire service, town or parish councils and Uttlesford District Council and collecting business rates on behalf of the government	81.68%	81.03%	
Group 1 Question 11	10. Inspecting restaurants, pubs and other businesses which sell food and Issuing various licences such as those needed for pubs, off-licenses, taxis, kennels and tattoo parlours and making sure people do not break the terms of those licences	74.33%	79.10%	
Group 2 Question 9	11. Collecting stray animals, microchipping dogs and cats and dealing with complaints from the public about pet and animal-related issues	60.29%	67.07%	
Group 2 Question 13	12. Promoting and supporting businesses in the area	69.42%	74.27%	





Q3 Thinking about how you answered the previous questions, for next year (April 2017 to March 2018), do you think Uttlesford District Council should (consultees were then invited to select one option only)

Headline	Total percentage score for 2015 survey (2016-17 budget)	Total percentage score for 2016 survey (2017-18 budget)	Trend
Increase the amount of council tax Uttlesford District Council charges	18.90%	27.40%	
Keep the amount of council tax the same	69.09%	55.54%	
Reduce the amount of council tax Uttlesford District Council charges	12.02%	14.07%	
No opinion	-	2.99%	

## **4. Appendices**

### **4.1 Open text responses received**

There were no open text responses received as part of this consultation.

## 4.2 Questionnaire

Questionnaire forms for the telephone, public and Citizens Panel followed an identical format.



### Section 1: Council Spending - have your say!

#### have your say!

top spending priorities should be during 2017-18.

as a budget to decide how to allocate money to the wide range of services that the council provides.

[Uttlesford residents' survey here >>](#)

able from the Council Offices in Saffron Walden, the district council's customer service desk at Dunmow Information Centre, or residents can request a copy by calling 01799 510510 or emailing

in a telephone survey of 500 randomly-selected households across the district. A market research questionnaire, please contact the Consultation Team at Uttlesford District Council on [consultation@uttlesford.gov.uk](mailto:consultation@uttlesford.gov.uk). The telephone budget survey on the Council's behalf. NWA abides by the Market Research Society Code of Practice. Information as part of the survey is confidential. There is a freephone telephone number of the Market Research Society. For more information, please telephone 0500 396999, or you can contact the Consultation Team at Uttlesford District Council

Each year the council has to prepare its budget for the following financial year and decide how much should be spent on council services. These decisions cannot be made without the input of the district's residents.

This section of our survey gives you the chance to have your say on what should be the priorities for Uttlesford District Council and what we should spend your council tax on. The results of this consultation will help design the budget for April 2017 to March 2018, which councillors will be asked to approve in February next year.

**Q2 Below is a list of key services Uttlesford District Council provides to the public relating to Planning, Housing and the local environment.**

For each service, please indicate whether you consider it to be a high priority, a medium priority or a low priority. (Please select one option for each service).

	High Priority	Medium Priority	Low Priority	No Opinion
Dealing with noise complaints, air and water quality issues and other environmental health matter	<input type="radio"/>	<input type="radio"/>	<input type="radio"/>	<input type="radio"/>
Emptying your bins and emptying public litter and dog bins (The town or parish councils in Saffron Walden, Dunmow and Stansted are responsible for public litter bins in their areas)	<input type="radio"/>	<input type="radio"/>	<input type="radio"/>	<input type="radio"/>
Emptying bins for businesses (businesses are charged for this service)	<input type="radio"/>	<input type="radio"/>	<input type="radio"/>	<input type="radio"/>
Sweeping the streets, litter picking, clearing up fly-tipping and keeping district council-owned land tidy	<input type="radio"/>	<input type="radio"/>	<input type="radio"/>	<input type="radio"/>
Deciding planning applications and making sure new buildings and extensions are built according to approved plans and following building regulations	<input type="radio"/>	<input type="radio"/>	<input type="radio"/>	<input type="radio"/>
Planning how the district will develop in the coming decades, including where new housing and businesses will be located	<input type="radio"/>	<input type="radio"/>	<input type="radio"/>	<input type="radio"/>
Giving advice on work to listed buildings and work to protected trees	<input type="radio"/>	<input type="radio"/>	<input type="radio"/>	<input type="radio"/>
Providing council housing and providing sheltered housing for older people	<input type="radio"/>	<input type="radio"/>	<input type="radio"/>	<input type="radio"/>



Dear Resident

Each year the council has to prepare its budget for the following financial year and decide how much should be spent on council services. These decisions cannot be made without the input of the district's residents.

This survey gives you the chance to have your say on what should be the priorities for Uttlesford District Council and how we should be spending your money in the forthcoming year. Residents are also asked to consider if there should be changes to the amount the district council receives from your council tax. The results of this consultation will help to inform the budget for April 2017 to March 2018, which councillors will be asked to approve in February 2017.

The questionnaire should only take about 5 to 10 minutes to complete. All the information you provide will be kept entirely confidential. It will only be used by Uttlesford District Council and the main findings from the survey will be published on the council website. However, your own views and opinions will not be passed on to anyone else.

**Please complete this questionnaire by ticking the appropriate box(es) for each question and return your completed questionnaire in the prepaid envelope provided by:**

**Monday 26 September 2016 at 5pm**

If you require this publication in an alternative format and/or language or have any questions or queries about this questionnaire, please contact:  
 Louise Milns or Bruce Tice at Uttlesford District Council on 01799 510381 or 510670.  
 Alternatively you can email: [consultation@uttlesford.gov.uk](mailto:consultation@uttlesford.gov.uk)

UTTLESFORD DISTRICT COUNCIL  
 Telephone (01799) 510510 Fax (01799) 510550 Textphone Users 18001  
 Email: [uconnect@uttlesford.gov.uk](mailto:uconnect@uttlesford.gov.uk) Website [www.uttlesford.gov.uk](http://www.uttlesford.gov.uk)

## Section 1 - Council Spending - have your say!

Each year the council has to prepare its budget for the following financial year and decide how much should be spent on council services. These decisions cannot be made without the input of the district's residents.

This section of our survey gives you the chance to have your say on what should be the priorities for Uttlesford District Council and what we should spend your council tax on. The results of this consultation will help design the budget for April 2017 to March 2018, which councillors will be asked to approve in February next year.

### Q1 Below is a list of key services Uttlesford District Council provides to the public relating to Planning, Housing and the local environment.

For each service, please indicate whether you consider it to be a high priority, a medium priority or a low priority.  
 (Please select one option for each service).

	High Priority	Medium Priority	Low Priority	No opinion
Dealing with noise complaints, air and water quality issues and other environmental health matters	<input type="checkbox"/>	<input type="checkbox"/>	<input type="checkbox"/>	<input type="checkbox"/>
Emptying your bins and emptying public litter and dog bins (The town or parish councils in Saffron Walden, Dunmow and Stansted are responsible for public litter bins in their areas)	<input type="checkbox"/>	<input type="checkbox"/>	<input type="checkbox"/>	<input type="checkbox"/>
Emptying bins for businesses (businesses are charged for this service)	<input type="checkbox"/>	<input type="checkbox"/>	<input type="checkbox"/>	<input type="checkbox"/>
Sweeping the streets, litter picking, clearing up fly-tipping and keeping district council-owned land tidy	<input type="checkbox"/>	<input type="checkbox"/>	<input type="checkbox"/>	<input type="checkbox"/>
Deciding planning applications and making sure new buildings and extensions are built according to approved plans and following building regulations	<input type="checkbox"/>	<input type="checkbox"/>	<input type="checkbox"/>	<input type="checkbox"/>
Planning how the district will develop in the coming decades, including where new housing and businesses will be located	<input type="checkbox"/>	<input type="checkbox"/>	<input type="checkbox"/>	<input type="checkbox"/>
Giving advice on work to listed buildings and work to protected trees	<input type="checkbox"/>	<input type="checkbox"/>	<input type="checkbox"/>	<input type="checkbox"/>
Providing council housing and providing sheltered housing for older people	<input type="checkbox"/>	<input type="checkbox"/>	<input type="checkbox"/>	<input type="checkbox"/>
Provide advice to people who are homeless or at risk of becoming homeless and in some circumstances, provide emergency accommodation	<input type="checkbox"/>	<input type="checkbox"/>	<input type="checkbox"/>	<input type="checkbox"/>
Bringing privately-owned homes that have been empty for a long time back into use	<input type="checkbox"/>	<input type="checkbox"/>	<input type="checkbox"/>	<input type="checkbox"/>
Providing the Highway Rangers service which carries out small jobs such as keeping road verges tidy through hedge cutting, mowing and strimming, repainting and repairing road signs	<input type="checkbox"/>	<input type="checkbox"/>	<input type="checkbox"/>	<input type="checkbox"/>

**Q2 Below is a further list of services provided by the Council**

For each service please indicate whether you think it is a high priority, a medium priority or a low priority.  
(Please select one option for each service).

	High Priority	Medium Priority	Low Priority	No opinion
Giving grants to voluntary and community organisations such as the Citizens Advice Bureau, Uttlesford Community Travel and the Council for Voluntary Service, Uttlesford	<input type="checkbox"/>	<input type="checkbox"/>	<input type="checkbox"/>	<input type="checkbox"/>
Educating young people about the dangers of drugs and alcohol	<input type="checkbox"/>	<input type="checkbox"/>	<input type="checkbox"/>	<input type="checkbox"/>
Working with the police and other organisations to keep Uttlesford safe	<input type="checkbox"/>	<input type="checkbox"/>	<input type="checkbox"/>	<input type="checkbox"/>
Working with public health bodies on projects to keep people in the district healthy	<input type="checkbox"/>	<input type="checkbox"/>	<input type="checkbox"/>	<input type="checkbox"/>
Supporting the volunteer committees who run day centres in Great Dunmow, Saffron Walden, Stansted Mountfitchet, Takeley and Thaxted	<input type="checkbox"/>	<input type="checkbox"/>	<input type="checkbox"/>	<input type="checkbox"/>
Enforcement work including prosecuting people for not paying council tax or council house rent, benefit fraud, fly-tipping	<input type="checkbox"/>	<input type="checkbox"/>	<input type="checkbox"/>	<input type="checkbox"/>
Running car parks and on-street parking such as residents permit schemes (this is done in partnership with other councils)	<input type="checkbox"/>	<input type="checkbox"/>	<input type="checkbox"/>	<input type="checkbox"/>
Working out how much people should receive in housing and council tax benefits and paying those benefits	<input type="checkbox"/>	<input type="checkbox"/>	<input type="checkbox"/>	<input type="checkbox"/>
Collecting council tax for Essex County Council, the police, the fire service, town or parish councils and Uttlesford District Council and collecting business rates on behalf of the government	<input type="checkbox"/>	<input type="checkbox"/>	<input type="checkbox"/>	<input type="checkbox"/>
Inspecting restaurants, pubs and other businesses which sell food and issuing various licences such as those needed for pubs, off-licenses, taxis, kennels and tattoo parlours and making sure people do not break the terms of those licences	<input type="checkbox"/>	<input type="checkbox"/>	<input type="checkbox"/>	<input type="checkbox"/>
Collecting stray animals, microchipping dogs and cats and dealing with complaints from the public about pet and animal-related issues	<input type="checkbox"/>	<input type="checkbox"/>	<input type="checkbox"/>	<input type="checkbox"/>
Promoting and supporting businesses in the area	<input type="checkbox"/>	<input type="checkbox"/>	<input type="checkbox"/>	<input type="checkbox"/>

**Q3 Council Tax 2017-18**

Nine per cent of the council tax you pay goes to Uttlesford District Council, with the rest going to Essex County Council (about 72 per cent), the police, the fire authority and your town or parish council.

In general, Government funding for district councils is reducing. In the next few years most of the money they get will be from two or three main sources. At the moment, the only one of these that can be controlled by individual councils is council tax.

Thinking about how you answered the previous questions, for next year (April 2017 to March 2018), do you think Uttlesford District Council should (please select one option only):

- Increase the amount of council tax it charges
- Keep the amount of council tax the same
- Reduce the amount of council tax it charges
- No opinion

**About you:**

It is hoped that a cross-section of Uttlesford residents will participate in this survey. To determine how effectively we have reached different age groups, genders and wards within our district it would greatly assist us in collating the responses to this questionnaire if you would answer the following questions.

You can choose not to answer any questions in this section. However, all the answers to the survey and the 'About You' section are anonymous and it is not possible for us to identify individuals from their response..

Q4 Please enter your postcode (using upper case letters e.g. CB11 4ER)

Q5 What is your gender?

- Male
- Female

Q6 What is your age?

- 16-19
- 20-24
- 25-34
- 35-44
- 45-54
- 55-64
- 65+

**Thank you for taking part in our survey.**

**Now please return your questionnaire in the prepaid envelope by:**

**Monday 26 September 2016 at 5pm**

**If you require this publication in an alternative format and/or language, please contact us on 01799 510670**

## 4.3 Profiling

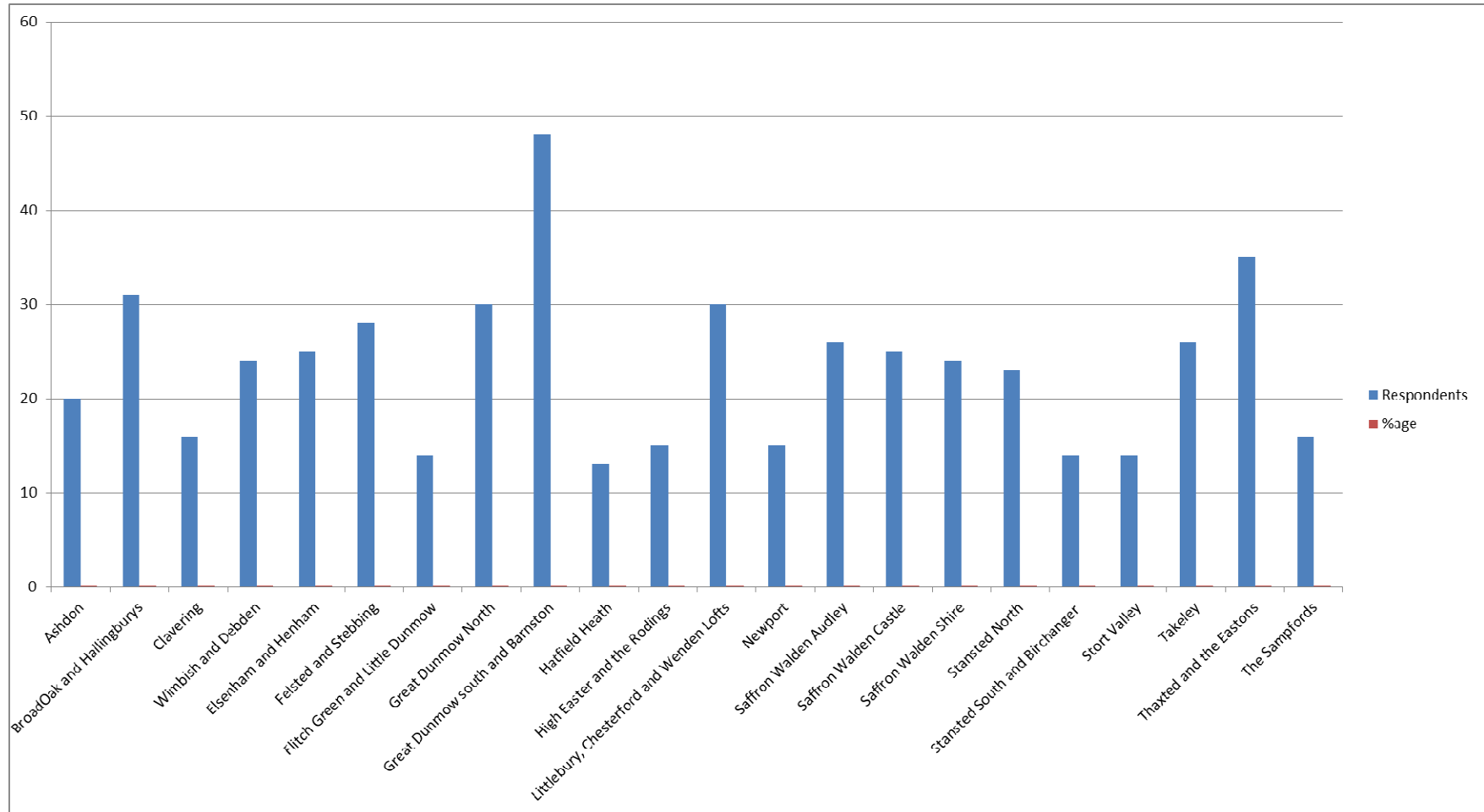
### Telephone survey

<b>Profile age</b>	<b>18-29 years</b>	<b>30-49 years</b>	<b>50-74 years</b>	<b>75 years and over</b>	<b>Totals</b>
Age (counts)	52	181	211	68	512
Age (percentages)	10.16%	35.35%	41.21%	13.28%	100.00%
Profile gender	Male	Female	Not given		
Gender (counts)	278	227	7		512
Gender (percentages)	54.30%	44.34%	1.37%		100.00%

## Telephone survey ward breakdown

<b>New Ward Boundaries</b>	<b>Respondents</b>	<b>%age</b>
Ashdon	20	3.91%
Broad Oak and Hallingburys	31	6.05%
Clavering	16	3.13%
Wimbish and Debden	24	4.69%
Elsenham and Henham	25	4.88%
Felsted and Stebbing	28	5.47%
Flitch Green and Little Dunmow	14	2.73%
Great Dunmow North	30	5.86%
Great Dunmow south and Barnston	48	9.38%
Hatfield Heath	13	2.54%
High Easter and the Rodings	15	2.93%
Littlebury, Chesterford and Wenden Lofts	30	5.86%
Newport	15	2.93%
Saffron Walden Audley	26	5.08%
Saffron Walden Castle	25	4.88%
Saffron Walden Shire	24	4.69%
Stansted North	23	4.49%
Stansted South and Birchanger	14	2.73%
Stort Valley	14	2.73%
Takeley	26	5.08%
Thaxted and the Eastons	35	6.84%
The Sampfords	16	3.13%
<b>Total</b>	<b>512</b>	<b>100.00%</b>

Telephone survey ward visual





## Citizens Panel

The Citizens panel is profiled so as to represent in microcosm then macrocosm of the district for all of the principal protected characteristics and as recorded by the Census 2011 and subsequent revised datasets.

## 4.4 How rating scores are calculated

Rating is a system recommended by Snap, the company who provide the consultation system used to collate and make the analysis of the 2017-2018 Budget Consultation results.

To establish the overall views of all those participating in this survey, priority selections made by respondents are given extra weight if chosen as a 'high priority' compared with those chosen as 'low priority'. This is called 'rating' and is achieved by attributing a weighted score (+3 for 'high priority', +2 for 'medium priority', +1 for 'low priority' and 0 for 'no opinion') to the number of responses received.

The overall score for each priority is therefore calculated to exclude all respondents who did not express an opinion.

For example:

Regarding priorities for Statutory Services, 'Dealing with noise complaints, air and water quality issues and other environmental health issues':

366 respondents selected this as 'high priority' =  $(+3) \times 363 = 1098$

359 selected 'medium priority' =  $(+2) \times 359 = 718$

72 selected 'low priority' =  $(+1) \times 72 = 72$

14 had 'no opinion' =  $0 \times 14 = 0$

So, the overall rating for this priority

$$1098 + 718 + 72 + 0 = 1888$$

To achieve a maximum 100%, all respondents with an opinion would need to have selected a priority as 'high priority' resulting in a rating score of  $(+3) \times (\text{number of respondents})$  i.e.  $(+3) \times (366 + 359 + 72)$  or 2391

The overall priority score, expressed as a percentage, for "Dealing with noise complaints, air and water quality issues and other environmental health issues" is therefore  $1888/2391 = 78.96\%$



Uttlesford District Council



# Council Spending

A report on the survey of businesses about council spending priorities for the year 2017-18

November 2016





## Contents

### 1. Executive summary

Introduction

Results summary

Results priorities

Results priority analysis

### 2. Purpose methodology

### 3. Survey results, detailed findings

Survey results across all streams

Comparative data across 2016 residents' and businesses' surveys

### 4. Appendices –Tables and charts

Open text responses

Questionnaire

Profiling

How rating scores are calculated

## 1. Executive summary

This is the first year that a dedicated consultation asking for businesses' views on the headline priorities for setting the budget for the approaching financial year has been run. It should be noted that in previous years only business networking groups had been contacted as district from individual business. This approach, it is hoped, will provide a better overview of opinion from the business community in the district.

In order to obtain as wide a body of opinion as possible, a multi-directional approach was taken comprising an online consultation promoted to all enterprises registered on the Uttlesford Business Directory, local business support groups and the two Town Teams. Paper questionnaires were additionally made available at the council's annual business breakfast event which was attended by some 50 delegates.

The business consultation followed the same principal lines as the residents' survey which was carried out earlier in the autumn. In this businesses were asked for their views on the prerogatives for the future resourcing of specific service areas. They were not, though, asked to comment on the level of Council tax that Uttlesford District Council should be levying in the coming year as this is only applicable to residents within the district. An additional option was provided to permit consultees to leave general comments about the council's spending priorities for 2017-18.



Each year the council has to prepare its budget for the following financial year and decide how much should be spent on council services. These decisions cannot be made without the input of the district's residents and businesses.

As a local business this survey gives you the chance to have your say on what should be the priorities for Uttlesford District Council and how we should be spending your money in the forthcoming year. The results of this consultation will help to inform the budget for April 2017 to March 2018, which councillors will be asked to approve in February 2017.

The questionnaire should only take about 5 to 10 minutes to complete. All the information you provide will be kept entirely confidential. It will only be used by Uttlesford District Council and the main findings from the survey will be published on the council website. However, your own views and opinions will not be passed on to anyone else.

**Please complete this questionnaire by clicking in the appropriate box(es) for each question and when you have finished the survey to your satisfaction\*, press the "Submit" button.**

\*If you only complete part of the survey and would like to return to it at a later date, click on the "Save" button at the foot of the webpage. This will exit you from the online questionnaire and provide you with a link which will enable you to return to the survey and answer the remaining questions at your convenience.

**The closing date for this survey is Monday 21 November 2016 at 12 noon**

If you have any questions or queries about the Uttlesford District Council Citizens Panel or this questionnaire, please contact:  
Louise Miles or Bruce Tice at Uttlesford District Council on 01799 510281 or 01799 510670

Council Spending - have your say! Uttlesford Survey of Businesses 2016

We are asking you, as local business, to tell us what you think should be the priorities for Uttlesford District Council and how we should be spending your money in the forthcoming year.

Take part at:  
[www.uttlesford.gov.uk/budgetconsultation2016](http://www.uttlesford.gov.uk/budgetconsultation2016)

The survey closes at 12 noon on Monday 21 November.

## Results summary

Together with the residents' survey this 2016 business consultation will inform the setting of the council's budget for the financial year April 2017 – March 2018. The results for each of the different consultation streams – online survey and paper forms – are being reported as a capsulization of these two consultative strands. This provides a headline view of the spending priorities for the forthcoming financial year as identified by the majority of those who responded to the survey.

Responses have been analysed using a rating system which weights the options selected by residents. Rating is a system particularly recommended by Snap Surveys following the introduction of Version 11 of their software. This system is used to collate the majority of the council's general survey work throughout the year and was employed on the analysis of the current Council Spending Survey results.

A rating system<sup>1</sup> is an appropriate analysis tool for the Council Spending Survey since the same area of spending might have been chosen by different respondents at a different level of priority; more weight is thus given to that selection if it is selected as the "Highest Priority" than if the same spending area is still chosen as priority, but at a lower level. Consequently, a fair analysis is achieved by allocating 3 points to each vote for the 'High Priority', 2 points to each vote for the 'Medium Priority' and 1 point to each vote for the 'Low Priority'. Those offering a 'No Opinion' have been attributed a zero score value reflecting their neutral response to the question.

Uttlesford District Council administers a wide range of services. Many of these relating to Planning, Housing and the local environment must be provided either by the council itself or by another organisation. These may be considered as being 'key' services. There is also a portfolio of other services that are offered by the council to the benefit of the community. For the purposes of the consultation, businesses were asked to comment on aggregations of 'key' services and 'other' services

---

<sup>1</sup> See Section 4 for an explanation of rating system calculations



separately. A final and distinct question sought respondents' general comments on how the district council might apportion its spending in the forthcoming financial year.

The coalesced results across the two survey strands are given below:

## Results priorities

### Key Services

*Q1 For each service, please indicate whether you consider it to be a high priority, a medium priority or a low priority.*

Headline	Spending Area – ranked top three priorities
Ranked priority	<p>Planning how the district will develop in the coming decades, including where new housing and businesses will be located - (90.26%)</p> <p>Emptying your bins and emptying public litter and dog bins - (83.07%)</p> <p>Sweeping the streets, litter picking, clearing up fly-tipping and keeping district council-owned land tidy - (83.06%)</p>

Headline	Spending Area – ranked by the least respondents
Ranked priority	<p>Giving advice on work to listed buildings and work to protected trees - (59.14 %)</p>

## Other Services

*Q2 For each service, please indicate whether you consider it to be a high priority, a medium priority or a low priority.*

Headline	Spending Area – ranked top three priorities
Ranked priority	<p>Working with the police and other organisations to keep Uttlesford safe - (85.00%)</p> <p>Promoting and supporting businesses in the area – (80.56%)</p> <p>Enforcement work including prosecuting people for not paying council tax or council house rent, benefit fraud, fly-tipping - (75.56%)</p>

Headline	Spending Area – ranked by the least respondents
Ranked priority	Collecting stray animals, microchipping dogs and cats and dealing with complaints from the public about pet and animal-related issues - (52.63%)

### Any other comments

*Q3 Thinking about how you answered the previous questions, for next year (April 2017 to March 2018), do you have any further comments on how Uttlesford District Council should be spending your money? (Consultees were then invited to leave open text comments).*

Headline	Any other comments
Response	<p>Developing transport infrastructure, improving broadband speeds and supporting retail areas emerged as some of the dominant themes.</p> <p>All open text responses are reported in full at Section 4.1</p>

## Results priority analysis

This is the first year that the council has specifically sought the views of businesses in order to help inform how it will set the budget in the forthcoming year. Accordingly there is no previous data with which to make any comparison.

### Key services top three priorities:

Businesses were asked to identify the priority - 'high', 'medium' or 'low' - that they might ascribe to each of a basket of 11 service areas operated by the council. An analysis of the results using a rated scheme indicates that across the two consultative streams 90.26% of consultees considered 'Planning how the district will develop in the coming decades, including where new housing and businesses will be located' to be of importance. This was identified as the leading service area by a 7% margin, though it is impossible from this piece of research to ascertain to what extent respondents were supporting the future resourcing of all planning activities or only those related to developing the provision for businesses.

The secondary and tertiary priorities as identified here both relate to the cleanliness and presentation of the district. 'Emptying your bins and emptying public litter and dog bins' came in with 83.07% support and just very marginally behind, 'Sweeping the

streets, litter picking, clearing up fly-tipping and keeping district council-owned land tidy' made an 83.06% score. At the other end of the scale and across all the key services 'Giving advice on work to listed buildings and work to protected trees' polled the least consistent backing with a ranked score of 59.14%.

### Other services top three priorities:

There are a number of services which are provided by Uttlesford District Council for which there is no statutory requirement. These are offered for the better benefit of the local community.

Many of these 'other' services are delivered by the council in partnership with other bodies such as the police, public health teams and the North Essex Parking Partnership. From the 12 services identified in this part of the consultation businesses indicated that they considered 'Working with the police and other organisations to keep Uttlesford safe' should be the most worthy of future resourcing. This was supported by an 85.00% majority. The secondary priority; 'Promoting and supporting businesses in the area' was selected by 80.56% of those who expressed an opinion. Given the target audience of this piece of research work it is not surprising that many respondees ranked business support as a prerogative for future work in the area. Finally, 'Enforcement work including prosecuting people for not paying council tax or council house rent, benefit fraud, fly-tipping' was ranked in third place by 75.56% of those completing the consultation whilst 'Collecting stray animals, microchipping dogs and cats ... and animal-related issues' was the least popular service, only gaining a 52.63%% support rating.

### Any other comments

Consultees were also asked to include any appropriate comments to support their choices made in the service prioritisation section. Feedback here was typically eclectic ranging from support for developing transport infrastructure - 'Sorting out parking on roads around the town' to increasing the provision of high speed broadband – 'Push for high speed broadband connectivity in new build areas and mobile connectivity too'. Some responses covered areas outside of the remit of the council,

concentrating on NNDR – ‘encouraging and giving businesses tax breaks to ensure they move to Uttlesford’ and ‘the valuation office have now gone and put the rates up for a lot of small businesses ... it really is unfair to penalise businesses like this’. Other feedback was a bit more enigmatic moving from a pithy ‘No’ to the forceful ‘Uttlesford should stop paying out large sums of money for consultants who don’t seem to no (sic) anymore than anyone else’.

## 2. Purpose methodology

The council is obliged to consult with the residents of the district when setting the budget for the forthcoming year. As part of the 2016 consultation local businesses were also encouraged to feedback via a dedicated survey so as to provide a better overview of opinion across all users of the authority’s services. The results of this consultation will inform the decisions made by officers and councillors when setting spending for the year April 2017 to March 2018.

This is the first year that a consultation asking for businesses’ views on the headline priorities for setting the budget for the approaching financial year has been run, whereas in previous years only business networking groups had been contacted as district from individual business. This approach, it is hoped, will provide a better overview of opinion from the business community in the district.

In order to obtain as wide a body of opinion as possible, a multi-directional approach was taken comprising an online consultation promoted to all enterprises registered on the Uttlesford Business Directory, local business support groups and the two Town Teams. Paper questionnaires were additionally made available at the council’s annual business breakfast event which was attended by some 50 delegates.

The consultation was run over the period 12 to 21 November 2016. Respondents were asked to select their highest, mid-range and lowest spending priorities from a list of 11 key services and 12 other service options covering the full range of the council's activities. They were also offered the opportunity to provide additional comments on how the council might allocate funding during the forthcoming year. For profiling purposes they were also invited to include a postcode.

The following consultative methods were employed. In both cases the same questions were asked:

- Open public consultation. The survey was promoted by email to all enterprises registered on the Uttlesford Business Directory. Consultees were able to respond via an interactive form using the Snap 11 consultation platform. This resulted in 63 responses.
- The budget questions were also circulated as a printed survey to all delegates who attended the council's annual business breakfast which was held at Saffron Walden Golf Club on 17 November. This resulted in 17 responses.

General promotion was carried out to all businesses via the council's business directory and fliers. It should be remembered that not all respondents chose to answer all of the questions. A number of supplementary comments were received and are reported.

By the close of the consultation period a total of 80 responses had been received.

### **3. Survey results, detailed findings**

#### **Survey results across all steams**

The combined results for each of the different consultation streams – online consultation and paper survey – are reported in full below.

## Key Services

*Q1 For each service, please indicate whether you consider it to be a high priority, a medium priority or a low priority.*

<b>Service</b>	<b>Priority Score (percentage)</b>
1. Dealing with noise complaints, air and water quality issues and other environmental health matters	72.58%
2. Emptying your bins and emptying public litter and dog bins (The town or parish councils in Saffron Walden, Dunmow and Stansted are responsible for public litter bins in their areas)	83.07%
3. Emptying bins for businesses (businesses are charged for this service)	79.53%
4. Sweeping the streets, litter picking, clearing up fly-tipping and keeping district council-owned land tidy	83.06%
5. Deciding planning applications and making sure new buildings and extensions are built according to approved plans and following building regulations	75.90%
6. Planning how the district will develop in the coming decades, including where new housing and businesses will be located	90.26%
7. Giving advice on work to listed buildings and work to protected trees	59.14%
8. Providing council housing and providing sheltered housing for older people	79.57%

9. Provide advice to people who are homeless or at risk of becoming homeless and in some circumstances, provide emergency accommodation	76.72%
10. Bringing privately-owned homes that have been empty for a long time back into use	70.37%
11. Providing the Highway Rangers service which carries out small jobs such as keeping road verges tidy through hedge cutting, mowing and strimming, repainting and repairing road signs	65.61%

### Other Services

*Q2 For each service, please indicate whether you consider it to be a high priority, a medium priority or a low priority.*

<b>Service</b>	<b>Priority Score (percentage)</b>
1. Giving grants to voluntary and community organisations such as the Citizens Advice Bureau, Uttlesford Community Travel and the Council for Voluntary Service Uttlesford	63.93%
2. Educating young people about the dangers of drugs and alcohol	74.01%
3. Working with the police and other organisations to keep Uttlesford safe	85.00%
4. Working with public health bodies on projects to keep people in the district healthy	68.36%
5. Supporting the volunteer committees who run day centres in Great Dunmow, Saffron Walden, Stansted Mountfitchet, Takeley and Thaxted	61.67%



6. Enforcement work including prosecuting people for not paying council tax or council house rent, benefit fraud, fly-tipping	75.56%
7. Running car parks and on-street parking such as residents permit schemes (this is done in partnership with other councils)	61.02%
8. Working out how much people should receive in housing and council tax benefits and paying those benefits	69.64%
9. Collecting Council tax for Essex County Council, the police, the fire service, town or parish councils and Uttlesford District Council and collecting business rates on behalf of the government	69.70%
10. Inspecting restaurants, pubs and other businesses which sell food and Issuing various licences such as those needed for pubs, off-licenses, taxis, kennels and tattoo parlours and making sure people do not break the terms of those licences	67.78%
11. Collecting stray animals, microchipping dogs and cats and dealing with complaints from the public about pet and animal-related issues	52.63%
12. Promoting and supporting businesses in the area	80.56%

## Comparative data across 2016 residents' and businesses' surveys

*Note: Businesses were not asked to comment on the priority for setting Council Tax.*

\* See Section 4 for an explanation of rating system calculations

Results in **red** indicate top three priorities in the service area. Those in **black** indicate the least popular priority in that service area.

*Q1 For each service, please indicate whether you consider it to be a high priority, a medium priority or a low priority.*

Service	Total Rated score* for 2016 residents' survey (2017-18 budget)	Total Rated score* for 2016 businesses' survey (2017-18 budget)
1. Dealing with noise complaints, air and water quality issues and other environmental health matters	84.23%	72.58%
2. Emptying your bins and emptying public litter and dog bins (The town or parish councils in Saffron Walden, Dunmow and Stansted are responsible for public litter bins in their areas)	<b>93.88%</b>	<b>83.07%</b>
3. Emptying bins for businesses (businesses are charged for this service)	72.44%	79.53%
4. Sweeping the streets, litter picking, clearing up fly-tipping and keeping district council-owned land tidy	87.44%	<b>83.06%</b>
5. Deciding planning applications and making sure new	86.61%	75.90%

## Budget Consultation of Businesses 2016

buildings and extensions are built according to approved plans and following building regulations		
6. Planning how the district will develop in the coming decades, including where new housing and businesses will be located	<b>88.36%</b>	<b>90.26%</b>
7. Giving advice on work to listed buildings and work to protected trees	<b>71.68%</b>	<b>59.14%</b>
8. Providing council housing and providing sheltered housing for older people	<b>89.26%</b>	79.57%
9. Provide advice to people who are homeless or at risk of becoming homeless and in some circumstances, provide emergency accommodation	87.21%	76.72%
10. Bringing privately-owned homes that have been empty for a long time back into use	80.64%	70.37%
11. Providing the Highway Rangers service which carries out small jobs such as keeping road verges tidy through hedge cutting, mowing and strimming, repainting and repairing road signs	76.50%	65.61%

## Other Services

*Q2 For each service, please indicate whether you consider it to be a high priority, a medium priority or a low priority.*

Service	Total Rated score* for 2016 residents' survey (2017-18 budget)	Total Rated score* for 2016 businesses' survey (2017-18 budget)
1. Giving grants to voluntary and community organisations such as the Citizens Advice Bureau, Uttlesford Community Travel and the Council for Voluntary Service Uttlesford	73.48%	63.93%
2. Educating young people about the dangers of drugs and alcohol	<b>84.53%</b>	74.01%
3. Working with the police and other organisations to keep Uttlesford safe	<b>91.03%</b>	<b>85.00%</b>
4. Working with public health bodies on projects to keep people in the district healthy	79.98%	68.36%
5. Supporting the volunteer committees who run day centres in Great Dunmow, Saffron Walden, Stansted Mountfitchet, Takeley and Thaxted	78.33%	61.67%
6. Enforcement work including prosecuting people for not paying council tax or council house rent, benefit fraud, fly-tipping	<b>85.36%</b>	<b>75.56%</b>
7. Running car parks and on-street parking such as residents permit schemes (this is done in partnership with other councils)	66.16%	61.02%

## Budget Consultation of Businesses 2016

8. Working out how much people should receive in housing and council tax benefits and paying those benefits	77.42%	69.64%
9. Collecting Council tax for Essex County Council, the police, the fire service, town or parish councils and Uttlesford District Council and collecting business rates on behalf of the government	81.03%	69.70%
10. Inspecting restaurants, pubs and other businesses which sell food and Issuing various licences such as those needed for pubs, off-licenses, taxis, kennels and tattoo parlours and making sure people do not break the terms of those licences	79.10%	67.78%
11. Collecting stray animals, microchipping dogs and cats and dealing with complaints from the public about pet and animal-related issues	<b>67.07%</b>	<b>52.63%</b>
12. Promoting and supporting businesses in the area	74.27%	<b>80.56%</b>

## 4. Appendices

### 4.1 Open text responses received

All open text responses received as part of this consultation.

*Q3. Thinking about how you answered the previous questions, for next year (April 2017 to March 2018), do you have any further comments on how Uttlesford District Council should be spending your money?*

Especially in Stansted making rented workspaces for small businesses more available and affordable.

The previous questions list all the things that the UDC should be doing. The priority will depend on total funds available but everything should be covered to some extent. The only thing seemingly not covered is ensuring that administration is efficient and there is no waste, overstaffing and overspending.

If you don't give the businesses more support and help maintain the appearance of the high st in years to come you will have a boarded up high st small business are struggling with rates electricity insurances

Focus on improving the experience of visitors - not just those from outside the district, but also those from inside the district visiting areas outside their own parish. This can be achieved, for example, through information boards, blue plaques, parking availability and signage, footpath maintenance and signage, replacement of stiles with user-friendly gates, encouraging town and village trails, support of tourist offices.

Responsibly, balanced and measured. Keep away from 'pet projects' and focus on statutory responsibilities.

Please please could you provide re-cycling bins for businesses instead of these large containers that are provided for all refuse. I can't believe our local pub don't have the facility to re-cycle their glass and other recyclable material. Everything (food glass bottles, etc) go into one large container across the road. Surely you should provide this as you do for all Uttlesford residence. Thank you.

Where does the potential use of Carver Barracks, now due to close fit in to the overall Uttlesford future plan. Car Parking is a major problem everywhere

Finding a way to increase parking and for longer times to help small businesses that are really struggling. you seem to have all the right priorities

Forget trying to help businesses. They are much better operating freely within a free market. Government intervention whether local, regional or national is an expensive waste of time. By all means regulate for safety but otherwise do as little as possible. A pound collected through taxation delivers less than £1 value to the community because of fiscal drag. A pound left in a business's coffers can be used to create extra value.

Uttlesford should stop paying out large sums of money for consultants who don't seem to be any more than anyone else encouraging and giving businesses tax breaks to ensure they move to Uttlesford for jobs. This should exclude Stansted Airport, as this is a special business and economic development area. Develop Shire Hill into a respectable business park, or develop one around Takeley that could develop future small businesses and incubate start-ups so that they have somewhere to go, develop in a hub and then expand into the Uttlesford once grown. Suitable areas for business development hubs could be Great Chesterford [near M11, trains], Newport [M11 and trains], Takeley [M11 and Stansted Airport].

The government has brought in rates relief as of 2017 for small businesses, so anyone with a rateable business of under £12,000 is exempt from paying business rates next year. Which is good news for small businesses in a tough economic climate, However at the same time the valuation office have now gone and put the valuation rates up of a lot of small businesses which means we now fall outside of this bracket. It really is unfair to penalise businesses like this. The high business rates will put a lot of local small businesses out of business and force the, to close down.

The rubbish collection service to businesses should be free of charge (paid for out of business rates) or allow business owners to use local tip facilities for small waste quantities (except, hard-core and garden waste)

Spend money on what is considered priority by the residents of Uttlesford. Consultations should be ongoing through survey research in order to take views on board for making evidence-based decisions. Some spend can be prevented - For example; if collections department for council tax etc is effective, there will be no need for enforcement in that area.

Infrastructure to support all the new build developments area. Push for high speed broadband connectivity in new build areas and mobile connectivity too

Sorting out parking on roads around the town. The town is getting choked and a good start to help which wouldnt cost much money would be to get all the on street parked cars gone.

As a business (not a private UDC resident) these questions are largely irrelevant. How about asking about actual business related issues, such as broadband coverage, availability and suitability of office space, traffic congestion etc? In Saffron Walden, the primary business/industrial area on Shirehill is bursting at the seams, with frequent traffic congestion and insufficient parking. Infrastructure for high-tech businesses in north Uttlesford is very poor; lack of suitable office space, patchy



broadband and mobile phone coverage. Look at eSpace in Ely & Littleport for an example of a district council helping support a start-up and small businesses.

Keeping the town clean and tidy together with incentives to attract new businesses and making sure the town dose not tolerate antisocial behaviour must always be the council objectives. Who wants to live in a dirty, lawless, jobless society where people do not care. Caring about our society and the people who live in it is how we will always enjoy our great town.

Better roads

No

Assisting businesses' with how they deal with refuse to help keep town centres clean.

Investing in small local/mediyum independent businesses, supporting their growth.

Try to promote tourism and allow more short term accommodation

Get high speed broadband in Newport!

improve parking in Stansted M businesses are suffering in Lower St + Cambridge Rd

Pot holes

Coordinate works such as road improvements in a timely and convenient manner, such as not closing roads for works on the day school holidays end when they could have taken place during school holidays when the roads are less used. Ensuring that

fast broadband comes to rural areas. Assessing applications for large-scale housing developments against the need to retain the character and level of public services which makes the district a great place to live. Ensuring a balance is made between retaining local services with the minimum of cuts, and an appropriate level of Council taxation. I am in favour of Council tax reflecting the quality of services in the District.

## 4.2 Questionnaire

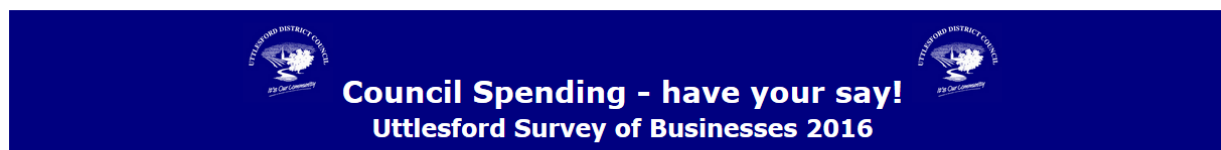
Questionnaire forms for online and paper surveys followed an identical format.

### Council Spending - have your say! Uttlesford Businesses 2016

As a local business, to tell us what you think  
priorities for Uttlesford District Council and how  
you are spending your money in the forthcoming year.

[www.uk/budgetconsultation2016](http://www.uk/budgetconsultation2016)

Responses at 12 noon on Monday 21



Q1 Below is a list of key services Uttlesford District Council provides to the public relating to Planning, Housing and the local environment. As a business, for each service, please indicate whether you consider it to be a high priority, a medium priority or a low priority. (Please select one option for each service).

	High Priority	Medium Priority	Low Priority	No Opinion
Dealing with noise complaints, air and water quality issues and other environmental health matter	<input type="radio"/>	<input type="radio"/>	<input type="radio"/>	<input type="radio"/>
Emptying your bins and emptying public litter and dog bins (The town or parish councils in Saffron Walden, Dunmow and Stansted are responsible for public litter bins in their areas)	<input type="radio"/>	<input type="radio"/>	<input type="radio"/>	<input type="radio"/>
Emptying bins for businesses (businesses are charged for this service)	<input type="radio"/>	<input type="radio"/>	<input type="radio"/>	<input type="radio"/>
Sweeping the streets, litter picking, clearing up fly-tipping and keeping district council-owned land tidy	<input type="radio"/>	<input type="radio"/>	<input type="radio"/>	<input type="radio"/>
Deciding planning applications and making sure new buildings and extensions are built according to approved plans and following building regulations	<input type="radio"/>	<input type="radio"/>	<input type="radio"/>	<input type="radio"/>
Planning how the district will develop in the coming decades, including where new housing and businesses will be located	<input type="radio"/>	<input type="radio"/>	<input type="radio"/>	<input type="radio"/>
Giving advice on work to listed buildings and work to protected trees	<input type="radio"/>	<input type="radio"/>	<input type="radio"/>	<input type="radio"/>
Providing council housing and providing sheltered housing for older people	<input type="radio"/>	<input type="radio"/>	<input type="radio"/>	<input type="radio"/>
Provide advice to people who are homeless or at risk of becoming homeless and in some circumstances, provide emergency accommodation	<input type="radio"/>	<input type="radio"/>	<input type="radio"/>	<input type="radio"/>
Bringing privately-owned homes that have been empty for a long time back into use	<input type="radio"/>	<input type="radio"/>	<input type="radio"/>	<input type="radio"/>
Providing the Highway Rangers service which carries out small jobs such as keeping road verges tidy through hedge cutting, mowing and strimming, repainting and repairing road signs	<input type="radio"/>	<input type="radio"/>	<input type="radio"/>	<input type="radio"/>

Continued on the next page.



Each year the council has to prepare its budget for the following financial year and decide how much should be spent on council services. These decisions cannot be made without the input of the district's residents and businesses.

As a local business this survey gives you the chance to have your say on what should be the priorities for Uttlesford District Council and how we should be spending your money in the forthcoming year. The results of this consultation will help to inform the budget for April 2017 to March 2018, which councillors will be asked to approve in February 2017.

The questionnaire should only take about 5 to 10 minutes to complete. All the information you provide will be kept entirely confidential. It will only be used by Uttlesford District Council and the main findings from the survey will be published on the council website. However, your own views and opinions will not be passed on to anyone else.

**Please complete this questionnaire by clicking in the appropriate box(es) for each question and when you have finished the survey to your satisfaction\*, press the "Submit" button.**

\*If you only complete part of the survey and would like to return to it at a later date, click on the "Save" button at the foot of the webpage. This will exit you from the online questionnaire and provide you with a link which will enable you to return to the survey and answer the remaining questions at your convenience.

**The closing date for this survey is Monday 21 November 2016 at 12 noon**

If you have any questions or queries about the Uttlesford District Council Citizens Panel or this questionnaire, please contact:  
 Louise Milns or Bruce Tice at Uttlesford District Council on 01799 510381 or 01799 510670 or email [consultation@uttlesford.gov.uk](mailto:consultation@uttlesford.gov.uk)

**Q1 Below is a list of key services Uttlesford District Council provides to the public relating to Planning, Housing and the local environment. As a business, for each service, please indicate whether you consider it to be a high priority, a medium priority or a low priority. (Please select one option for each service).**

	High Priority	Medium Priority	Low Priority	No Opinion
Dealing with noise complaints, air and water quality issues and other environmental health matter	<input type="radio"/>	<input type="radio"/>	<input type="radio"/>	<input type="radio"/>
Emptying your bins and emptying public litter and dog bins (The town or parish councils in Saffron Walden, Dunmow and Stansted are responsible for public litter bins in their areas)	<input type="radio"/>	<input type="radio"/>	<input type="radio"/>	<input type="radio"/>
Emptying bins for businesses (businesses are charged for this service)	<input type="radio"/>	<input type="radio"/>	<input type="radio"/>	<input type="radio"/>
Sweeping the streets, litter picking, clearing up fly-tipping and keeping district council-owned land tidy	<input type="radio"/>	<input type="radio"/>	<input type="radio"/>	<input type="radio"/>
Deciding planning applications and making sure new buildings and extensions are built according to approved plans and following building regulations	<input type="radio"/>	<input type="radio"/>	<input type="radio"/>	<input type="radio"/>
Planning how the district will develop in the coming decades, including where new housing and businesses will be located	<input type="radio"/>	<input type="radio"/>	<input type="radio"/>	<input type="radio"/>
Giving advice on work to listed buildings and work to protected trees	<input type="radio"/>	<input type="radio"/>	<input type="radio"/>	<input type="radio"/>
Providing council housing and providing sheltered housing for older people	<input type="radio"/>	<input type="radio"/>	<input type="radio"/>	<input type="radio"/>
Provide advice to people who are homeless or at risk of becoming homeless and in some circumstances, provide emergency accommodation	<input type="radio"/>	<input type="radio"/>	<input type="radio"/>	<input type="radio"/>
Bringing privately-owned homes that have been empty for a long time back into use	<input type="radio"/>	<input type="radio"/>	<input type="radio"/>	<input type="radio"/>
Providing the Highway Rangers service which carries out small jobs such as keeping road verges tidy through hedge cutting, mowing and strimming, repainting and repairing road signs	<input type="radio"/>	<input type="radio"/>	<input type="radio"/>	<input type="radio"/>

Continued on the next page.

**Q2 Below is a further list of services provided by the Council. As a business, for each service please indicate whether you think it is a high priority, a medium priority or a low priority. (Please select one option for each service).**

	High Priority	Medium Priority	Low Priority	No opinion
Giving grants to voluntary and community organisations such as the Citizens Advice Bureau, Uttlesford Community Travel and the Council for Voluntary Service, Uttlesford	<input type="radio"/>	<input type="radio"/>	<input type="radio"/>	<input type="radio"/>
Educating young people about the dangers of drugs and alcohol	<input type="radio"/>	<input type="radio"/>	<input type="radio"/>	<input type="radio"/>
Working with the police and other organisations to keep Uttlesford safe	<input type="radio"/>	<input type="radio"/>	<input type="radio"/>	<input type="radio"/>
Working with public health bodies on projects to keep people in the district healthy	<input type="radio"/>	<input type="radio"/>	<input type="radio"/>	<input type="radio"/>
Supporting the volunteer committees who run day centres in Great Dunmow, Saffron Walden, Stansted Mountfitchet, Takeley and Thaxted	<input type="radio"/>	<input type="radio"/>	<input type="radio"/>	<input type="radio"/>
Enforcement work including prosecuting people for not paying council tax or council house rent, benefit fraud, fly-tipping	<input type="radio"/>	<input type="radio"/>	<input type="radio"/>	<input type="radio"/>
Running car parks and on-street parking such as residents permit schemes (this is done in partnership with other councils)	<input type="radio"/>	<input type="radio"/>	<input type="radio"/>	<input type="radio"/>
Working out how much people should receive in housing and council tax benefits and paying those benefits	<input type="radio"/>	<input type="radio"/>	<input type="radio"/>	<input type="radio"/>
Collecting council tax for Essex County Council, the police, the fire service, town or parish councils and Uttlesford District Council and collecting business rates on behalf of the government	<input type="radio"/>	<input type="radio"/>	<input type="radio"/>	<input type="radio"/>
Inspecting restaurants, pubs and other businesses which sell food and issuing various licences such as those needed for pubs, off-licences, taxis, kennels and tattoo parlours and making sure people do not break the terms of those licences	<input type="radio"/>	<input type="radio"/>	<input type="radio"/>	<input type="radio"/>
Collecting stray animals, microchipping dogs and cats and dealing with complaints from the public about pet and animal-related issues	<input type="radio"/>	<input type="radio"/>	<input type="radio"/>	<input type="radio"/>
Promoting and supporting businesses in the area	<input type="radio"/>	<input type="radio"/>	<input type="radio"/>	<input type="radio"/>

Continued on the next page.

**Q3 Any other comments**

**Thinking about how you answered the previous questions, for next year (April 2017 to March 2018), do you have any further comments on how Uttlesford District Council should be spending your money? Please add any comments in the box below.**

**About You:**

It is hoped that a cross-section of Uttlesford businesses will participate in this survey. To determine how effectively we have reached different businesses within our district it would greatly assist us in collating the responses to this questionnaire if you would answer the following questions.

**You can choose not to answer any questions in this section.** However, all the answers to the survey and the 'About You' section are anonymous and it is not possible for us to identify individuals from their response.

**Q4** Please enter the postcode of your business (using upper case letters e.g. CB11 4ER)

**Thank you for taking part in our survey.**

**Now please click on the "Submit" button and submit your completed survey by:**

**Monday 21 November 2016 at 12 noon**

### 4.3 Profiling

#### Postcodes of respondees

*Note: Not all respondees chose to enter postcode data*

CM24 8LN
CB11 4DX
CM6 1AH
CM24 8AH
CB11 3FB
CM24 8JG
CB10 1PF
CB11 4JL
CB11 4RT
CB10 1JB
CB10 1HQ
CB10 1AY
CM6 1FF
SG8 8QJ
CB11 4QU
CM6 1AB
cb11 3BQ
CB11 4JL
CM6 1NA
CB11 3JT
CB11 3AQ

CB11 3HT
CM7 4TS
CM22 7WE
CM23 3BG
CB11 3AD
CO3 8AQ
CM24 1QW
CM24 8GF
CB10 1HB
CB10 1XL
CB11 3AQ
SG13 8EQ
CB10
CM24 1QW
CB11 3TL
CB10 1EH
CM6 1NA
CB11 3AQ

## 4.4 How rating scores are calculated

Rating is a system recommended by Snap, the company who provide the consultation system used to collate and make the analysis of the 2017-2018 Budget Consultation results.

To establish the overall views of all those participating in this survey, priority selections made by respondents are given extra weight if chosen as a 'high priority' compared with those chosen as 'low priority'. This is called 'rating' and is achieved by attributing a weighted score (+3 for 'high priority', +2 for 'medium priority', +1 for 'low priority' and 0 for 'no opinion') to the number of responses received.

The overall score for each priority is therefore calculated to exclude all respondents who did not express an opinion.

For example:

Regarding priorities for Statutory Services, 'Dealing with noise complaints, air and water quality issues and other environmental health issues':

366 respondents selected this as 'high priority' =  $(+3) \times 363 = 1098$

359 selected 'medium priority' =  $(+2) \times 359 = 718$

72 selected 'low priority' =  $(+1) \times 72 = 72$

14 had 'no opinion' =  $0 \times 14 = 0$



So, the overall rating for this priority

$$1098 + 718 + 72 + 0 = 1888$$

To achieve a maximum 100%, all respondents with an opinion would need to have selected a priority as 'high priority' resulting in a rating score of  $(+3) \times (\text{number of respondents})$  i.e.  $(+3) \times (366 + 359 + 72)$  or 2391

The overall priority score, expressed as a percentage, for "Dealing with noise complaints, air and water quality issues and other environmental health issues" is therefore  $1888/2391 = 78.96\%$



**Committee:** Cabinet

**Agenda Item**

**Date:** 1 December 2016

**13**

**Title:** Great Dunmow Neighbourhood Plan

**Portfolio Holder:** Councillor Susan Barker

Key decision: **No**

---

## Summary

1. The Localism Act 2011 introduced a right for communities to draw up neighbourhood plans. Great Dunmow Town Council, with support and advice from the District Council, has produced a neighbourhood plan which has subsequently undergone a successful examination and referendum. This report considers whether the Great Dunmow Neighbourhood Plan should be made (the Neighbourhood Plan legislation's term for adopted) by the District Council as part of the statutory development plan.
2. A neighbourhood plan, once 'made', forms part of the statutory development plan and sits alongside the Uttlesford Local Plan Adopted 2005. Should planning permission be sought in areas covered by an adopted neighbourhood plan, the application must be determined in accordance with both the neighbourhood plan and the Local Plan.

## Recommendations

3. To recommend to Council that the Great Dunmow Neighbourhood Plan is formally 'made' as part of the statutory development plan for the District.

## Financial Implications

4. The examination and referendum were initially funded by Uttlesford District Council at a cost of approximately £6,750 and £8,500 respectively. UDC will be able to claim up to £20,000 funding from DCLG which will cover the cost of the examination and the referendum.

## Background Papers

5. The following papers were referred to by the author in the preparation of this report and are available for inspection from the author of the report.

None

## Impact

- 6.

Communication/Consultation	The plan has undergone significant
----------------------------	------------------------------------

	community involvement in its preparation
Community Safety	The plan deals with community safety
Equalities	The plan consulted with every resident
Health and Safety	None
Human Rights/Legal Implications	None
Sustainability	The plan deals with sustainability of town
Ward-specific impacts	Great Dunmow North and South
Workforce/Workplace	None

## Situation

7. The parish of Great Dunmow was designated a neighbourhood plan area in October 2012. The Neighbourhood Plan group then gathered evidence and undertook significant consultation. Pre-Submission consultation under regulation 14 was undertaken between 19th September and 31st October 2015.
8. The Great Dunmow Neighbourhood Plan was submitted for Examination in April 2016. The examination was conducted via written representations as the examiner decided that a public hearing would not be required. The examiner's report, detailing recommendations was received in June 2016. On the 15 September, Cabinet accepted and endorsed the proposed changes to the Neighbourhood Plan as set out in the Examiner's report and supported the Plan to go forward to referendum.
9. A referendum was held in Great Dunmow parish on Thursday 3 November 2016 posing the following question to eligible voters:

*Do you want Uttlesford District Council to use the neighbourhood plan for Great Dunmow to help it decide planning applications in the neighbourhood area?*
10. 21% of registered electors recorded votes, 1562 votes were cast of which 1451 were in favour of 'yes' and 111 votes in favour of 'No'. It was therefore declared that more than half of those voting had voted in favour of the Great Dunmow Neighbourhood Plan.
11. In accordance with the Neighbourhood Planning Regulations, following the outcome of the referendum it is now for the District Council to 'make' the neighbourhood plan so that it formally becomes part of the development plan for Uttlesford District.

12. Section 38A of the Planning and Compulsory Purchase Act 2004 (as amended) sets out the requirement for a local planning authority when it comes to making a neighbourhood plan. It is stated that,

“(4) A local planning authority to whom a proposal for the making of a neighbourhood development plan has been made-

*(a) must make a neighbourhood development plan to which the proposal relates if in each applicable referendum under that Schedule (as so applied) more than half of those voting have voted in favour of the plan, and*

*(b) if paragraph (a) applies, must make the plan as soon as reasonably practicable after the referendum is held.*

*(6) The authority are not to be subject to the duty under subsection (4)(a) if they consider that the making of the plan would breach, or would otherwise be incompatible with, any EU obligation or any of the Convention of the rights (within the meaning of the Human Rights Act 1998).”*

13. As a result of the outcome from the referendum and in accordance with the aforementioned legislation the Council is legally required to bring the plan into force following the successful referendum, it is recommended that the plan is formally made by the Council to become part of the development plan for the district and to help determine planning applications in the parish.

## Risk Analysis

14.

Risk	Likelihood	Impact	Mitigating actions
That the Neighbourhood Plan is not made	1. Little – members have approved the proposed changes to the Plan following the examination.	The Council will be in breach of its statutory duty under the Town and County Planning Act 1990.	As the legislation concerning the recommendation is quite explicit there is no way of mitigating this risk.

1 = Little or no risk or impact

2 = Some risk or impact – action may be necessary.

3 = Significant risk or impact – action required

4 = Near certainty of risk occurring, catastrophic effect or failure of project.



**Committee:** Cabinet

**Agenda Item**

**Date:** 1<sup>st</sup> December 2016

**14**

**Title:** Corporate Plan 2017 - 2021

**Portfolio Holder:** Cllr Howard Rolfe

Key decision: No

---

## Summary

1. The Corporate Plan is a key document that sets out the Council's vision and priorities for the next four years. However, it is reviewed annually to ensure that it remains relevant and deliverable.
2. This report sets out the core contents; the format will be finalised once approved but its simplicity will be retained by presenting it on a single page.
3. It is important to recognise that the Corporate Plan forms part of a wider strategic planning framework, which directs how and where Council resources are allocated. The delivery plan that sets out the outputs, outcomes and performance measures will be included in the budget report, due to be considered by Council in February 2017, to ensure that resources follow the priorities.

## Recommendations

4. That the draft Corporate Plan for 2017-21 be recommended to Council for approval.

## Financial Implications

5. There are no direct financial implications arising from this report. Any financial implications resulting from the delivery plan will be identified in the budget.

## Background Papers

6. The following papers were referred to by the author in the preparation of this report and are available for inspection from the author of the report.

None

## Impact

Communication/Consultation	The plan is derived from ongoing community and budget consultation activities.
Community Safety	Community safety is more clearly identified

	as a corporate priority; specific actions and projects will be identified in the delivery plan and service plans.
Equalities	Any equalities implications resulting from actions or projects in the corporate plan will be identified in the delivery plan and service plans. The corporate plan can be made available in Braille, larger print or translated on request
Health and Safety	Any health and safety implications resulting from actions or projects in the corporate plan will be identified in the delivery and service plans.
Human Rights/Legal Implications	There are no human rights implications. Any legal implications resulting from actions or projects in the corporate plan will be identified in the delivery and service plans.
Sustainability	Any sustainability implications resulting from actions or projects in the corporate plan will be identified in the delivery and service plans.
Ward-specific impacts	Any ward-specific impacts resulting from actions or projects in the corporate plan will be identified in the service delivery and service plans.
Workforce/Workplace	A strong vision that creates a sense of purpose is key to engaging staff more effectively in their work. Clarity and focus enables staff to be more confident in delivery of services, guides decision making and assists staff (as well as Members and the public) to identify good performance as they are clearer on what success looks like. Any workforce implications resulting from actions or projects in the corporate plan will be identified in the delivery and service plans

## Situation

- The Council has for many years followed the good practice of setting out its priorities in the form of a Corporate Plan. Since 2007, much of the focus has, by necessity, been to ensure that the Council's finances were restored to good order. Whilst it is essential that the Council continues its efforts in maintaining a financially sound position, it is considered to be an opportune time for the Council to prioritise its Community Leadership role



8. Community Leadership is widely used to describe the key and unique value that councils can bring to their localities. As the only over-arching locally elected body, councils have a uniquely democratic role within the locality. The Council is well placed to perform a more visible Community Leadership role, focusing on bringing partners together, joining up local services, exercising influence in developing a shared local agenda, engaging with residents and creating a vision for our locality. This is in addition to its more traditional role of meeting its statutory requirements and as a provider of good quality services.
9. The role of Community Leadership is also essential when the rapidly changing nature of the public sector is considered, brought on by significant reductions in central government funding, increasing demand in services, a greater reliance on digital delivery. The Council is uniquely placed to maintain an overview on how these changes impact on the residents, businesses and the community of Uttlesford.
10. In addition, individuals, families and communities experience much more complex issues that cannot be tackled by individual parts of the public sector. Again, the Council is well placed to exercise its Community Leadership role by bringing statutory partners and the voluntary and community sectors together to provide more holistic, and wherever possible, earlier interventions and support.

## **Vision**

11. To this end a vision is proposed within the Corporate Plan: **Working together for the well-being of our communities and to protect and enhance the unique character of the District.**
12. Implicit in this vision is the community leadership role that the council will need to play if progress is to be made towards this vision for the District.

## **Priorities**

13. The Corporate Plan builds on the direction set in previous corporate plans but is intended to provide greater focus on the priorities. The addition of the narrative is intended to ensure that the public, members, staff and partners are clear what the issues and challenges are that drive the priorities, which therefore informs an assessment of what actions are most likely to deliver greatest progress on those priorities.
14. Underpinning the Corporate Plan will be a delivery plan for 2017/18 that sets out the more significant actions/projects (outputs), expected outcomes and performance measures by which success will be measured. The delivery plan has to be completed alongside the budget for 2017/18 to ensure that resources follow priorities; the delivery plan will therefore be included in the budget report considered by Council in February 2017.
15. However, it should be recognised that all of the Council's activities should be contributing to one or more of the priorities and it is not desirable or practicable to set out in a delivery plan all operational activities that contribute to the priorities.

However, the performance indicators for the relevant service areas will be mapped to the priorities to enable Members, the public and staff to recognise the role and importance of these operational activities.

16. The order of the priorities listed below should not be seen as having any particular significance; they are in many respects inter-connected and over emphasis on one may be to the detriment of another.

Promote thriving, safe and healthy communities: Uttlesford is one of the most affluent areas in the country with a strong sense of community and low levels of crime, where most residents enjoy generally good health. But in some communities (including newly forming ones) and for some residents, there are early signs of a reversal of these positive trends. The Council, with its partners, wants to act early to support communities and individuals to live well; Live Well will be the coordinating campaign for the Uttlesford Local Strategic Partnership (LSP) and its work groups to promote all aspects of health, wellbeing, security and safeguarding. Housing is essential to enabling our residents to live well and we will strive to ensure everyone has access to a safe, secure, warm and affordable home. The following activities are examples that will assist in delivering this priority:

- Encouraging the production of Neighbourhood plans
- Improving community engagement
- Encouraging young people to live well through volunteering, engaging in civic life and being active
- Promoting garden city development for new settlement(s)
- Working through the LSP to promote Live Well; the Community Safety Partnership and the Community Safety Hub
- Increasing the number of council owned homes
- Promoting better standards in private rented housing.
- Supporting people to remain living in their own homes

Protect and enhance heritage and character: The combination of over 3800 listed building, historic towns, traditional villages and open countryside make Uttlesford a great place to live, work and visit. It is also one of the fastest growing places due to its location, which presents opportunities and challenges to protect and enhance its essential character for present and future generations. Too often our beautiful place is blighted by fly tipping, litter and untidy open space. Together with residents, communities and businesses, we want to ensure that Uttlesford always looks its best to encourage more people and businesses to visit or locate here. The following activities are examples that will assist in delivering this priority:

- Producing and adopting a Local Plan
- Promoting Pride in Uttlesford
- Working with others to increase access to the heritage and history of the District
- Encouraging positive planning that values heritage and promotes growth
- Opposing a 2<sup>nd</sup> runway at Stansted airport

Support sustainable business growth: Uttlesford benefits from very low levels of unemployment but key to this is a diverse and growing economy. Located between London and Cambridge and with Stansted airport in our district, we want to attract and retain businesses that provide good jobs for local people. Digital connectivity is essential for businesses and their customers, which is why we are investing directly to improve broadband access. The retail sector everywhere faces particular challenges but our town centres provide local services for our residents and are important to our tourism offer; we all need to do what we can to maintain and improve their vitality. The following activities are examples that will assist in delivering this priority:

- Promoting broadband and mobile telephony to support businesses and home working
- Promoting town centres
- Promoting economic benefits of Stansted Airport,
- Encouraging more people to visit Uttlesford
- Supporting business parks and business communities on industrial estates and support for the SE Cambs Science Cluster
- Using the Local Plan to identify sites for commercial development
- Encouraging the establishment of a higher education offer in Uttlesford

Maintain a financially sound and effective Council: The way in which the Council funds its activities has and continues to undergo significant change. Grants from government will end in 2018 and so the Council will be reliant on income from council tax, business rates, new homes bonus and the income we can generate directly through investments. Key to this is also that we spend wisely and ensure our services are as effective as possible. Good customer service is essential to enable us to get it right first time. We also need our residents to help us for example, by recycling as much waste material as possible and paying their bills online to reduce transaction costs. The following activities are examples that will assist in delivering this priority:

- Setting a MTFS that balances prudent use of investment, reserves and capital
- Maximising the use of our assets, including utilising the available space within the council offices
- Reviewing all services to ensure efficiency and effectiveness
- Developing a commercial strategy for the council, including trading Aspire
- Enabling enhanced self-service through the council website
- Working in partnership to deliver good services and reduce costs

## Risk Analysis

Risk	Likelihood	Impact	Mitigating actions
The Council fails to deliver on its priorities	1	3	Greater clarity and explanatory narrative enables staff to understand the priorities more clearly; a delivery plan with outputs and outcomes will be produced alongside the budget to ensure that adequate resources are allocated; activities will feature in service and individual performance plans

1 = Little or no risk or impact

2 = Some risk or impact – action may be necessary.

3 = Significant risk or impact – action required

4 = Near certainty of risk occurring, catastrophic effect or failure of project.

**Committee:** Cabinet

**Agenda Item**

**Date:** 1 December 2016

**15**

**Title:** **Kerbside garden waste collection  
subscription charges for 2017/18**

**Portfolio  
Holder:** Cllr Susan Barker

Key decision: No

---

## Summary

1. Currently the majority of subscribers pay by card over the phone. Efficiencies would be achieved by moving subscriptions to direct debit mandate. Residents could be incentivised by offering a discount against the annual charge and collecting the subscription in small instalments. At the same time, the scheme will be simplified so that the subscription will not be reduced for those joining the scheme part way through the year.

## Recommendations

2. The kerbside garden waste collection subscription remains at £40 for the year 1 April 2017 to 31 March 2018
3. A £5 discount will be made for customers switching to payment by direct debit mandate. A deadline will be set to benefit from this discount.
4. There will be no reduction in subscription charges other than the direct debit discount for customers joining part way through the year.
5. The free bin for new subscribers will be withdrawn.

## Financial Implications

6. The budget implications are expected to be broadly neutral. Budget monitoring will flag up variations from estimates and the outturn will be adjusted accordingly. A threshold will be crossed potentially during the year requiring an additional collection round. Any significant overspend can be met by drawing on the waste reserve. If the threshold is not reached by year end, surpluses can be added to the reserve to manage any deficit arising in the following year.

## Background Papers

7. The following papers were referred to by the author in the preparation of this report and are available for inspection from the author of the report.

None

## Impact

8.

Communication/Consultation	The changes will need to be communicated effectively to existing subscribers and to potential subscribers.
Community Safety	
Equalities	
Health and Safety	
Human Rights/Legal Implications	
Sustainability	Additional take up of garden waste collection and subsequent composting of material collected will boost recycling rates
Ward-specific impacts	
Workforce/Workplace	As the subscriber base grows an additional crew will need to be deployed

### Situation

9. The kerbside garden waste collection service continues to grow, but there are opportunities to achieve efficiencies in the administration of its operation. Direct debit payments are potentially more stable than card payments, involve less staff time once the arrangement is set up, and should reduce the incidence of problems with termination and restarting service associated with failure to pay on time, such as missed collections. Stability would also be supported by withdrawing the option of customers waiting until the autumn to take up service for little payment, then terminating service in March and restarting again in the autumn. This had not been anticipated when the service was set up.

### Risk Analysis

10.

Risk	Likelihood	Impact	Mitigating actions
Demand for the service increases to a level in excess of capacity, requiring an additional	2 Service growth continues	2 Income does not increase in line with costs	Flexibility in deployment of resources.  Use of the waste reserve.

collection round which is then not fully utilised			
---	--	--	--

- 1 = Little or no risk or impact
- 2 = Some risk or impact – action may be necessary.
- 3 = Significant risk or impact – action required
- 4 = Near certainty of risk occurring, catastrophic effect or failure of project.





**Committee:** Cabinet

**Agenda Item**

**Date:** 1 December 2016

**16**

**Title:** Epping Forest District Draft Local Plan  
Consultation

**Author:** Richard Fox, Planning Policy Team Leader

---

## Summary

1. This report outlines the key proposals in the Epping Forest District Draft Local Plan (Regulation 18) and their implications for Uttlesford District. Representations need to be made by 12 December 2016. Details of the full consultation can be found at [www.eppingforestdc.go.uk/planningourfuture](http://www.eppingforestdc.go.uk/planningourfuture)

### Recommendations

2. That Cabinet note the content of the Epping Forest Draft Local Plan (Regulation 18) and suggested commentary and forward observations to Epping Forest District.

### Financial Implications

3. None

### Background Papers

4. None.

## Impact

Communication/Consultation	Epping Forest Council is undertaking consultation in accordance with their Statement of Community Involvement
Community Safety	N/A
Equalities	The plans will be subject to Equalities Impact Assessment in accordance with the relevant authority's normal practise
Health and Safety	N/A
Human Rights/Legal Implications	N/A
Sustainability	The plans are subject to a Sustainability Appraisal

Ward-specific impacts	All wards but specifically High Easter and the Rodings, Hatfield Heath
Workforce/Workplace	N/A

## Situation

5. Epping Forest District Council has consulted Uttlesford on its Draft District Plan (Preferred Options). There is an opportunity to comment until 12 December. It is important under Duty to Co-operate that the Council respond as Epping Forest are one of our Strategic Housing Market Area (SHMA) partner authorities who sit on the Co-Op Member Board and we have a shared common boundary. There is an online questionnaire to submit formal comments. This report sets out the key issues for Uttlesford to consider. These are the quantum of housing proposed and specific proposals close to the administrative boundary.

### *Housing provision*

6. Based on the 2012 household projections the SHMA concluded that the level of housing need across the four authorities was approximately 46,000 homes between 2011 – 2033) For Epping Forest this equates to 11,300 homes Following the release of the new household projections for 2014 earlier this year the newer data suggests that the emerging OAN could be higher at approximately 54,600 for the four SHMA authorities, approximately 13,300 for Epping.
7. Epping Forest District Council is unable to identify sufficient sites to meet the figure of 13,300 homes but it recognises the upward trend and seeks to provide a minimum of 11,400 homes during the plan period. This figure is in line with the joint work commissioned by the SHMA authorities setting out how best to distribute housing within the HMA

### *Comment*

8. Uttlesford welcomes the fact that Epping is proposing to meet the SHMA's objectively assessed need within its own boundaries and is not requesting Uttlesford to meet any of its need. The Council supports this objective in terms of EFDC meeting its own housing needs.
9. UDC had a Planning Inspectorate Advisory Visit on 1 November 2016. The Inspector's informal recommendation was that the Housing Market Area and respective Districts should be working to the 2014 Sub National Housing Population Projections as a starting point for determining Objectively Assessed Housing Need (OAN)

10. All the SHMA authorities will need to carefully consider the implications both collectively and individually of meeting the 2014 projections in their own districts. In this regard Uttlesford is commissioning some sustainability work which looks at meeting its own 2014 target of approximately 14,100 homes within UDC. If UDC decides to pursue this approach it will need to be considered further by the SHMA authorities to establish if the existing evidence base needs strengthening.

*Allocations*

11. Major housing allocations are proposed around Harlow at East Harlow, Latton Priory, West Sumners and West Katherines, totalling 3,900 dwellings. This sites are in Epping Forset but geographically close to Harlow in line with the SHMA authorities' objective of the regeneration of Harlow. The remaining major allocations are in the principal settlements of Chipping Ongar, Epping, North Weald Bassett and Loughton.

*Comment*

12. The proposals at East Harlow, Latton Priory, West Sumners and West Katherines, were supported by the strategic sites assessment work undertaken by the SHMA authorities. They will assist in the regeneration of Harlow. Concentrating the remaining development at the major settlements is a sustainable approach and is supported.

*Other Issues*

13. The Plan provides for between 400 and 455 jobs per annum. Whilst the draft Plan proposes alterations to the green belt to facilitate the major residential allocations referred to above as over 90% of Epping District comprises green belt the releases comprise approximately 1.5% of the total.

**Risk Analysis**

Risk	Likelihood	Impact	Mitigating actions
Epping Forest Local Plan is found unsound at examination with potential consequences for the soundness of proposals in a submitted	2. Some risk.	4. Action would be required.	Respond to representations in the Submission Plan.

Uttlesford Local Plan.			
------------------------	--	--	--

1 = Little or no risk or impact

2 = Some risk or impact – action may be necessary.

3 = Significant risk or impact – action required

4 = Near certainty of risk occurring, catastrophic effect or failure of project.

**Committee: Cabinet**

**Agenda Item**

**Date: 1 December 2016**

**17**

**Title: East Herts Pre-Submission District Plan Consultation**

**Author: Richard Fox, Planning Policy Team Leader**

---

### Summary

1. This report outlines the key proposals in the East Herts Pre-Submission District Plan and their implications for Uttlesford District. Representations need to be made by 15 December 2016. Details of the full consultation can be found at [www.eastherts.gov.uk/presubmissiondistrictplan](http://www.eastherts.gov.uk/presubmissiondistrictplan)

### Recommendations

2. That Cabinet note the content of the East Herts Pre-Submission and suggested commentary and forward observations to East Herts District Council..

### Financial Implications

3. None:

### Background Papers

4. None

### Impact

- 5.

Communication/Consultation	East Herts Council is undertaking consultation in accordance with their Statement of Community Involvement
Community Safety	N/A
Equalities	The plans will be subject to Equalities Impact Assessment in accordance with the relevant authority's normal practise
Health and Safety	N/A
Human Rights/Legal Implications	N/A
Sustainability	The plans are subject to a Sustainability

	Appraisal
Ward-specific impacts	Whole District, especially Broad Oak and Hallingburys, Hatfield Heath, Stansted South and Birchanger, Stort Valley
Workforce/Workplace	N/A

## Situation

6. East Herts have consulted Uttlesford on its Pre-Submission District Plan. There is an opportunity to comment until 15 December. It is important under Duty to Co-operate that the Council responds as East Herts is one of our Strategic Housing Market Area (SHMA) partner authorities who sit on the Co-Op Member Board and we have a shared common boundary. There is an online consultation portal but the key issues for Uttlesford to consider are the quantum of housing proposed and specific proposals close to the administrative boundary.

### *Housing provision*

7. Based on the 2012 household projections the SHMA concluded that the level of housing need across the four authorities was approximately 46,000 homes between 2011 – 2033) For East Herts this equates to 16,390 homes (745 homes per annum. Following the release of the new household projections for 2014 earlier this the newer data suggests that the emerging OAN could be higher at approximately 54,600 for the four SHMA authorities, around 19,500 for East Herts.
8. East Herts Council is unable to identify sufficient sites to meet that figure but it recognises the upward trend and seeks to provide more than 745 homes per annum. The Council's housing supply proposes a total of 18,040 homes during the plan period and a commitment to an early review of the Plan. This figure of 18,040 is in line with the joint work commissioned by the SHMA authorities setting out how best to distribute housing within the HMA

### *Comment*

9. Uttlesford welcomes the fact that East Herts is proposing to meet the SHMA's objectively assessed need within its own boundaries and is not requesting Uttlesford to meet any of its need.
10. UDC had a Planning Inspectorate Advisory Visit on 1 November 2016. The Inspector's informal recommendation was that the Housing Market Area and respective Districts should be working to the 2014 Sub National Housing Population Projections as a starting point for determining Objectively Assessed Housing Need (OAN).
11. Whilst noting the contingency of an early review of East Herts Plan all the SHMA authorities will need to carefully consider the ramifications both collectively and individually of meeting the 2014 projections in their own

districts. In this regard Uttlesford is commissioning some sustainability work which looks at the implications of meeting its own 2014 target of approximately 14,100 homes within UDC. This approach will need to be considered further by the SHMA authorities to establish if the existing evidence base needs strengthening. UDC will be discussing the options around this with SHMA colleagues under the Duty to Co-operate.

*Allocations*

12. Major housing allocations are proposed at Ware, Welwyn Garden City and East of Stevenage. The proposals at Gilston, Sawbridgeworth and Bishop’s Stortford are of particular relevance for Uttlesford. A new community of 10,000 homes is planned in the Gilston area to the north of Harlow of which 3,000 will be built in the plan period. There are allocations of approximately 2,500 dwellings in north-west Bishop’s Stortford and 750 to the south. In Sawbridgeworth 500 homes are allocated to the west and north of the town.

*Comment*

13. The proposals at Gilston were supported by the strategic sites assessment work undertaken by the SHMA authorities. They will assist in the regeneration of Harlow and are subject of a bid under the Government’s Garden Communities initiative. They are welcomed. The major allocations at Bishop’s Stortford are all contained within the ring road which is a naturally defensible boundary and will prevent encroachment into the open countryside beyond.

*Other Issues*

14. The East Herts Plan Plan provides for between 435 and 505 jobs per annum and allocates 10-11 hectares of new employment including 4-5 hectares south of Bishop’s Stortford. Approximately 6% of the green belt is de-designated following a green belt study. This includes land at Sawbridgeworth. The Plan makes reference to the need for key pieces of infrastructure including improvements to Junctions 7 and 8 of the M11.

**Risk Analysis**

15.

Risk	Likelihood	Impact	Mitigating actions
East Herts Local Plan is found unsound at examination with potential consequences for the soundness of proposals in a submitted Uttlesford Local	2. Some risk.	4. Action would be required.	Respond to representations in the Submission Plan..

Plan.			
-------	--	--	--

- 1 = Little or no risk or impact
- 2 = Some risk or impact – action may be necessary.
- 3 = Significant risk or impact – action required
- 4 = Near certainty of risk occurring, catastrophic effect or failure of project.